

Environmental Compliance Program

Presented by:
Tom Meregillano,
Environmental
Supervisor

Environmental Services
Department

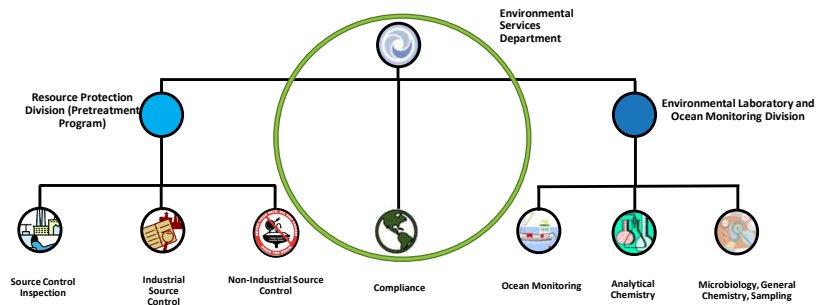
Administration
Committee Meeting

September 14, 2022



1

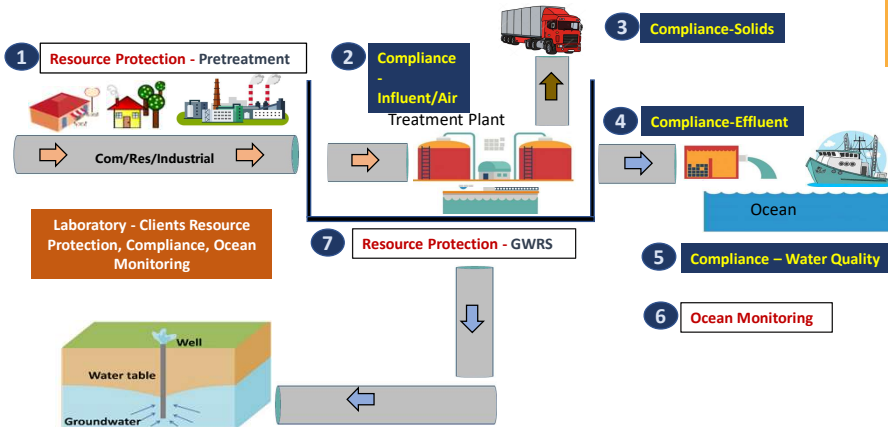
Environmental Services Department



2

2

Environmental Services Department



3

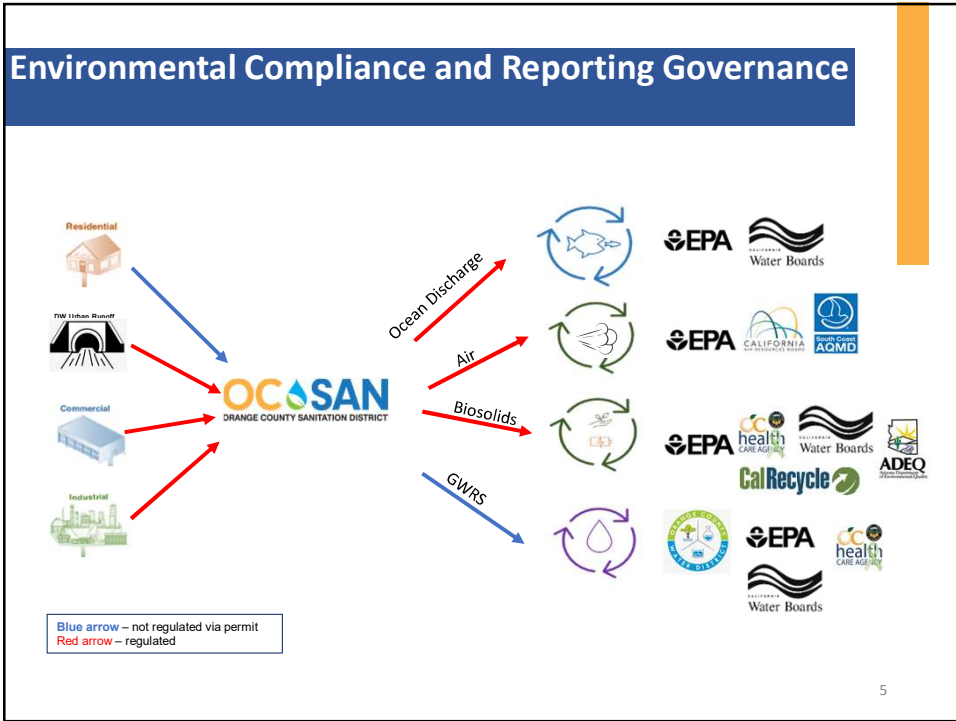
3

Environmental Compliance and Reporting Governance

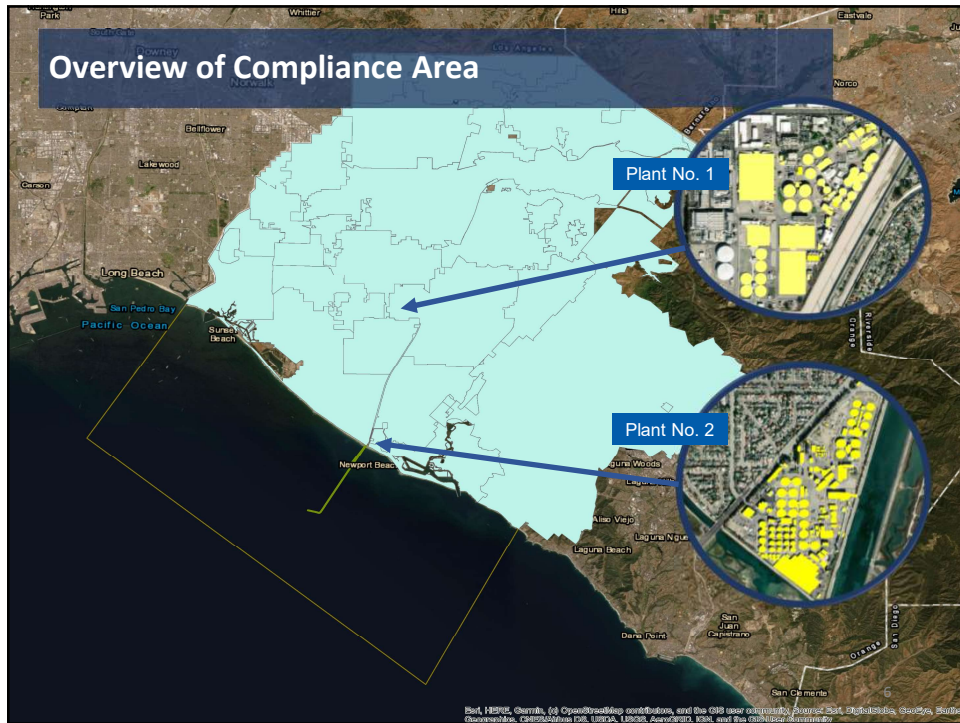


4

4



5



6

Overview of Compliance Area



7

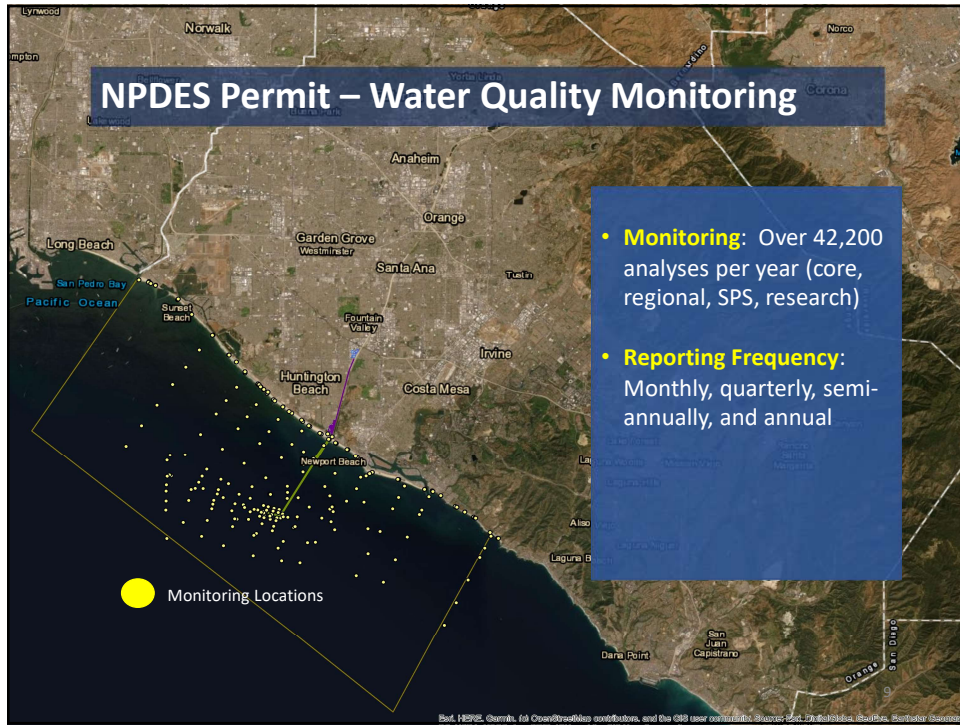
NPDES Permit – Discharge Monitoring Reporting

- **Regulatory Driver:** NPDES Permit – Discharge limits and Performance Goals
- **Monitoring:** Over 12,500 analyses per year
- **Reporting Frequency:** Monthly, quarterly, semi-annually, and annual
- **Inspections:** EPA and Regional Water Quality Control Board
- **Internal Audits:** Annual



8

8



9



10

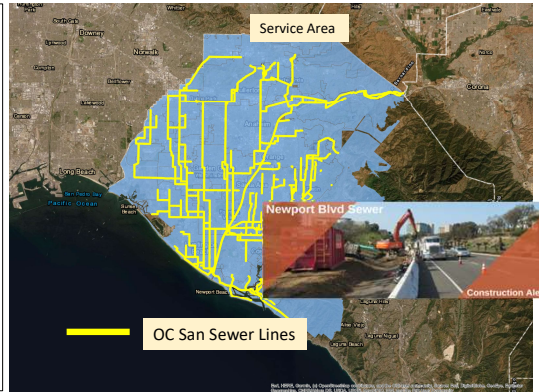
Stormwater and Sanitary Sewer Overflow Reporting

Regulatory Driver: NPDES (Stormwater Section), General Orders - SSSWDR and Construction Stormwater, UST/ABT regulations

Inspections: Frequent inspections

Reporting: Monthly reporting, and incident reporting

Internal Audit: Stormwater Annual and Sanitary Sewer System Biennial



11

11

Working Smarter

- Collaboration with regulators
- Regulatory advocacy
- Internal audit program
- Interactive compliance and regulatory tracker dashboards



Environmental Compliance Awareness Program

- Status OK
- ▲ Status Warning
- Status Warning

Active Compliance Tasks Only

Area	Status	OK	Warning	Problem	Total
Air Quality	●	2	0	0	2
Biosolids	▲	5	1	0	6
Discharge Monitoring	●	2	0	0	2
Environmental Auditing	●	0	0	0	0
Hazardous Waste and Materials	●	2	0	0	2
Interplant Gas Line	●	0	0	0	0
Ocean Monitoring	●	6	0	0	6
Post Construction Mitigation	●	0	0	0	0
Resource Protection	●	0	0	0	0
Sanitary Sewer Overflows	●	0	0	0	0
Stormwater	●	1	0	0	1
Underground Storage Tanks	●	1	0	0	1

12

12

Future Concerns and Collaborations

- Organic Diversion – Food Waste
- Constituents of Emerging Concern – PFAS, Microplastics, Flame Retardants, Pharmaceutical and Personal Care Products
- Harmful Algal Bloom
- AB 617 Implementation – California Air Resources Board

13


13

Noncompliance Risk and Liabilities

LOCAL NEWS NEWS

Hyperion plant still releasing partially treated sewage 5 miles offshore

Wastewater is not being treated to the level that it is normally treated because of the damage to the plant, says a water quality board official



The Los Angeles Register Water Quality Board is meeting in Los Angeles to conduct a site visit to assess the damage to the plant and to provide daily reports about ongoing discharges at the Hyperion Water Purification Plant. Sign at Occidental State Beach across the street from the plant, advise people that contact with the water may cause illness. (P. Page for the Los Angeles Register, Oct. 26, 2021. Photo by Chris McLaughlin/Chris McLaughlin)

Fines: Up to \$25,000 per day

THE ORANGE COUNTY REGISTER

NEWS LOCAL NEWS

Record sewage spill hits Laguna Beach just after council approves more funding for sewer maintenance




People gather to see the signs posted along the coastline at Occidental State Beach in Laguna Beach on Friday, November 26, 2021, following a massive sewage spill of about 100,000 gallons of raw sewage from the Hyperion Water Purification Plant. The Orange County Register's reporter covered the spill and the people who were affected. (Photo by Chris McLaughlin/Chris McLaughlin)

14

14

Meet the Team



15

15

Questions

Contact:

Tom Meregillano, Environmental Supervisor

Email: Tmeregillano@ocsan.gov

Phone: (714) 593-7457



16

16