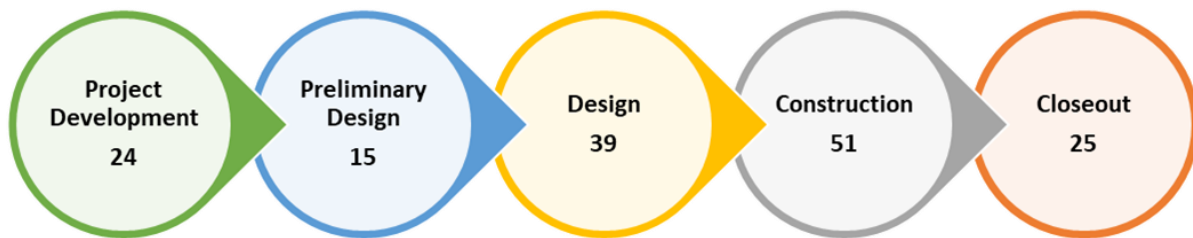


DATE: March 05, 2025  
 TO: Orange County Sanitation District Board of Directors  
 FROM: Rob Thompson, General Manager  
 Through: Mike Dorman, Director of Engineering

This report summarizes the status, activities, and performance of construction contracts and consultant agreements. This report also identifies the names and status of projects being performed under master budgets for planning studies, research, small construction projects, Operations & Maintenance capital projects and information technology projects.

As of December 31, 2024, Orange County Sanitation District (OC San) Engineering Department manages 154 active projects, with project budgeting totaling close to \$4 billion. These projects are in various project phases, ranging from Project Development to Closeout. The graphic below shows the number of projects in each of the project phases.



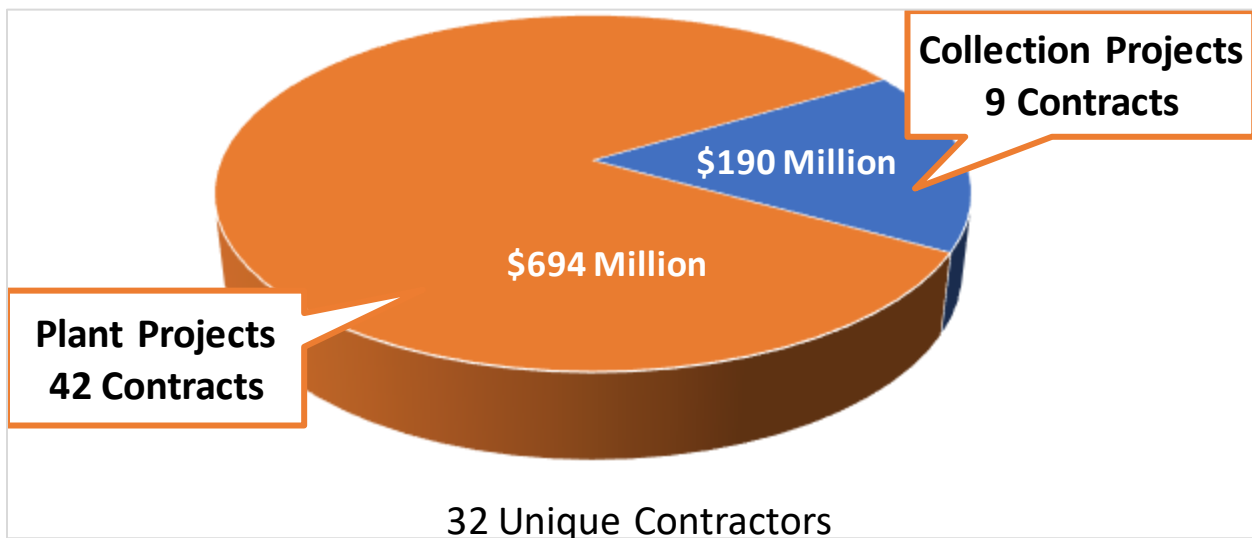
This report is organized into six parts, as follows. Detailed tables can be found in the appendix section of the report.

Part 1 – Construction Contracts .....	2
Part 2 – Engineering Professional Services Agreements .....	4
Part 3 – Master Budget Projects.....	6
Part 4 – Supplemental Engineering Services Contract.....	7
Part 5 – Programming Professional Services Contract.....	9
Part 6 – On-Call Services Agreements .....	111

**PART 1 – CONSTRUCTION CONTRACTS**

**Construction Contracts**

As shown in the graph below, there are currently 51 active construction contracts totaling \$884 million. The graph also categorizes the active construction contracts by project type (plant, collections, and other) with the “Other” category capturing research and small capital projects. Table 1 in the appendix lists the Board-awarded construction contracts while Tables 2 and 3 list the Operations Committee and General Manager awarded construction contracts, active as of December 31, 2024. The General Manager may award contracts up to \$150,000 and task orders up to \$500,000.

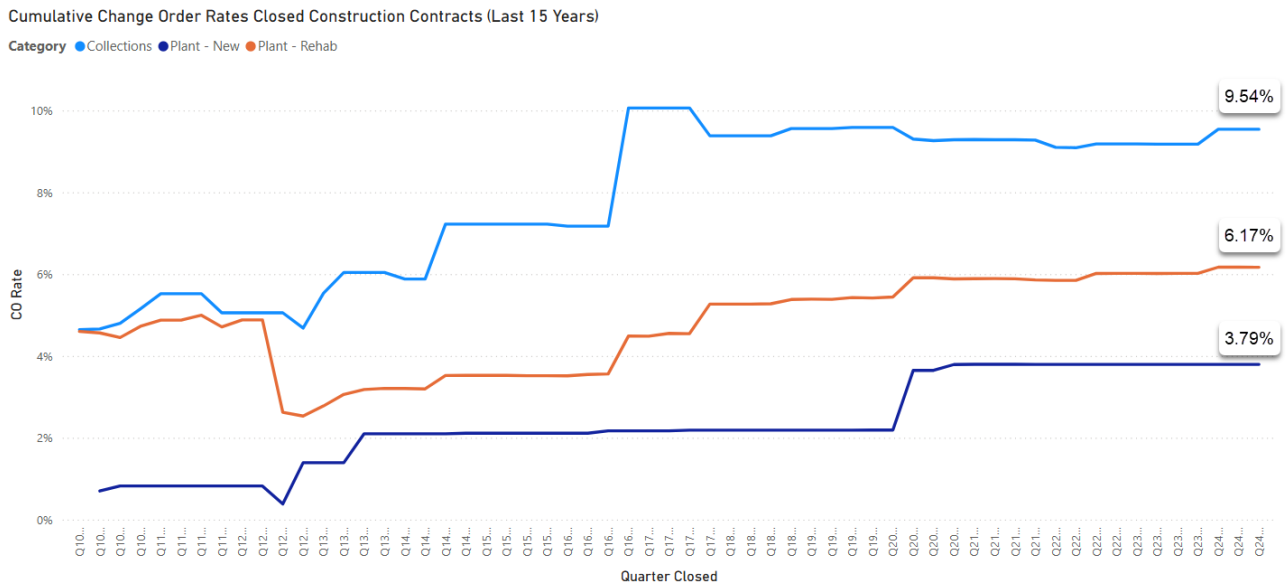


The table below summarizes the number of active and closed construction contracts and total contract amounts. See Tables 4, 5 and 6 in the appendix for a list of the closed contracts.

Type	Contracts	Total Contract Amount
Active Board-Awarded Construction Contracts	48	\$883,522,559
Active Ops Committee Awarded Construction Contracts	1	\$195,530
Active GM Awarded Construction Contracts	2	\$263,850
Closed Board-Awarded Construction Contracts	5	\$8,562,621
Closed Committee-Awarded Construction Contracts	2	\$347,549
Closed GM Awarded Construction Contracts	0	\$0

### Cumulative Change Order Rates

When the OC San Board of Directors awards a construction contract, they also approve a contingency which allows the General Manager to approve contract change orders up to the amount of the contingency. One purpose of this report is to document how much of the contingency is utilized. A contract's change order rate is only meaningful when the work is completed. As such, this report's change order performance charts are based only on contracts closed since the Board began approving contingencies in 2008. The following chart shows how cumulative change order rates have changed for plant, collections, and all contracts over the past 15 years.



### Change Order Goals

Project Type	15-Year Sliding Window Change Order Goal
Plant – New	5%
Plant – Rehab	8%
Collections	10%

## **PART 2 – ENGINEERING PROFESSIONAL SERVICES AGREEMENTS**

### **Professional Design and Related Service Agreements**

OC San engages engineering consultants through Professional Service Agreements (PSAs), Professional Design Services Agreements (PDSAs), and Professional Construction Services Agreements (PCSAs). PDSAs are used to obtain design engineering services, and PCSAs are a subsequent agreement with the design consultant to provide support services during construction. PSAs are used for planning studies and other consultant assignments. There are currently 50 Professional Design and Related Service Agreements (26 individual firms) with total agreement amount of \$233,456,511. Table 7 in the appendix provides a detailed list of Professional Design and Related Service Agreements.

### **Master Agreements**

Master Agreements are issued to a pool of pre-qualified consultants for smaller projects. On those smaller projects, OC San solicits task order proposals from interested firms and awards a task order to the most qualified consultant. The Master Agreements are listed below.

- 2017 Master Agreements for Planning Studies (expired)
- 2018 Master Professional Design Services Agreements (expired)
- 2020 Master Agreements for On-Call Planning Studies (expired)
- 2021 Master Professional Design Services Agreements (expired)
- 2024 Master Agreements for On-Call Planning Studies
- 2024 Master Professional Design Service Agreements
- Agreement for Design Installation, Implementation and Maintenance of a Process Control System

New task orders cannot be issued under expired agreements, but previously issued task orders remain active until completed. Task Orders are limited by OC San Ordinance No. OC SAN-61 to \$500,000 per task order. Below is a summary of the various master agreements with active task orders. See Table 8 in the appendix for a detailed list of task orders.

Task Order	Contracts	Total Contract Amount
2017 Master Agreements for Planning Studies	1	\$274,888
2018 Master Professional Design Service Agreements	18	\$3,562,073
2020 Master Agreements for On-Call Planning Studies	5	\$1,198,791
2021 Master Professional Design Service Agreements	16	\$4,126,708
2024 Master Agreements for On-Call Planning Studies	3	\$1,157,734
2024 Master Professional Design Service Agreements	0	\$0

**Master Service Agreements**

Through a competitive procurement process, a Master Services Agreement (MSA) was awarded to ABB Inc. for the design, installation, implementation, and maintenance of a control system for a term of 15 years with renewals up to 25 years under Project SP-196, Process Control Systems Upgrades Study. Specific equipment and services will be procured under task orders associated with each CIP project and operating budget.

Task Order	Contracts	Total Contract Amount
Design Installation, Implementation and Maintenance of a Process Control System Master Agreement	2	\$12,160,424

**PART 3 – MASTER BUDGET PROJECTS**

The Board-adopted budget for Fiscal Years 2022-23 and 2023-24 includes master program budgets that allow staff to initiate, execute, and manage smaller projects that fit within the scope of a particular program more quickly. The projects chartered under these program budgets are referred to as sub-projects and are managed to the same standards as projects specifically listed in the adopted budget. A status table for each of these programs listing the sub-projects is attached in the appendix. These projects include Planning Studies (PS), Research (RE), Facility Engineering (FE), Maintenance (MP), and Small Capital (SC) and Information Technology (IT).

Master Program Title	Status Table	Number of Projects	Total Allocated Budget
Planning Studies Program	Table 9	18	\$11,643,943
Research Program	Table 10	2	\$8,101,029
Small Construction Projects, Operations & Maintenance Capital Programs	Table 11	42	\$115,469,700
Information Technology Capital Program	Table 12	8	\$2,247,322

**PART 4 – SUPPLEMENTAL ENGINEERING SERVICES CONTRACT**

In April of 2022, the OC San Board of Directors approved two Professional Service Agreements - one with AECOM Technical Services, Inc. and one with Jacobs Project Management Co. - to provide Supplemental Engineering Services for a three-year period commencing May 1, 2022, through April 30, 2025, with two one-year renewal options. The Board approved the agreements for an amount not to exceed \$29,700,000 per individual agreement.

The benefits of using a supplemental engineering services contract, as opposed to hiring full-time staff or limited-term employees, include rapid mobilization of highly skilled/technical staff, flexibility to change the mix of staff positions on an immediate and as-needed basis, the ability to reduce staff as workloads decrease, access to technical experts to support special tasks, and access to staff with wastewater project experience.

Status tables for the supplemental engineering services contract and labor summary for the 2022 Supplemental Engineering Services Contract with AECOM and Jacobs Project Management Co. are included below.

2022 Supplemental Engineering Services Contract Status (AECOM)				
	Total Fees		Time	
<b>Contract</b>	\$29,700,000		60 Months <sup>(1)</sup>	
<b>Actuals to Date</b>	\$3,345,637	11%	32 Months	53%
<b>Remaining</b>	\$26,354,363	89%	28 Months	47%

<sup>(1)</sup> Assuming two additional 1-year extensions

2022 Supplemental Engineering Services Labor Summary (AECOM)		
	This Quarter	Inception to Date
<b>Labor Hours</b>	4,008	18,576
<b>Full Time Equivalents</b>	8.91	3.87
<b>Labor Costs (no expenses)</b>	\$746,120	\$3,275,192
<b>Average Hourly Rate</b>	\$186	\$176

2022 Supplemental Engineering Services Contract Status (Jacobs)				
	Total Fees		Time	
<b>Contract</b>	\$29,700,000		60 Months <sup>(1)</sup>	
<b>Actuals to Date</b>	\$15,860,908	53%	32 Months	53%
<b>Remaining</b>	\$13,83,092	47%	28 Months	47%

<sup>(1)</sup> Assuming two additional 1-year extensions

2022 Supplemental Engineering Services Labor Summary (Jacobs)		
	This Quarter	Inception to Date
<b>Labor Hours</b>	13,170	93,056
<b>Full Time Equivalents</b>	27	18
<b>Labor Costs (no expenses)</b>	\$2,323,447	\$15,503,239
<b>Average Hourly Rate</b>	\$177	\$176



**PART 5 – PROGRAMMING PROFESSIONAL SERVICES CONTRACT**

In April of 2022, the OC San Board of Directors approved two Professional Service Agreements - one with Enterprise Automation and one with Rockwell Automation, Inc. (formerly Maverick Technologies) - to provide Programming Professional Services for a three-year period commencing May 11, 2022, through May 10, 2025, with two one-year renewal options. The Board approved the agreements for an amount not to exceed \$4,900,000 per individual agreement.

The programming professional services will program, test, commission, maintain, upgrade, and configure programmable logic controllers, HMI graphics, databases, servers, and networks for select projects. The benefits of using a programming professional services contract, as opposed to hiring full-time staff or limited-term employees, include the ability to provide the needed short-term resources during the execution of Project No. J-120, Process Control Systems Upgrades, rapid mobilization of highly skilled technical resources, flexibility to change the mix of needed resources to match project requirements, and the ability to increase or reduce project resources as workloads change.

Status tables for the programming professional services contract and labor summary for the 2022 Programming Professional Services Contract with Enterprise Automation and Rockwell Automation are included below.

2022 Programming Professional Services Contract Status (Enterprise Automation)				
	Total Fees		Time	
<b>Contract</b>	\$4,900,000		60 Months <sup>(1)</sup>	
<b>Actuals to Date</b>	\$1,860,002	38%	32 Months	53%
<b>Remaining</b>	\$3,039,998	62%	28 Months	47%

<sup>(1)</sup> Assuming two additional 1-year extensions

2022 Programming Professional Services Labor Summary (Enterprise Automation)		
	This Quarter	Inception to Date
<b>Labor Hours</b>	35	9864
<b>Full Time Equivalents</b>	0.1	1.8
<b>Labor Costs (no expenses)</b>	\$7,563	\$1,859,918
<b>Average Hourly Rate</b>	\$215	\$189

2022 Programming Professional Services Contract Status (Rockwell Automation)				
	Total Fees		Time	
<b>Contract</b>	\$4,900,000		60 Months <sup>(1)</sup>	
<b>Actuals to Date</b>	\$1,547,241	32%	32 Months	53%
<b>Remaining</b>	\$3,352,759	68%	28 Months	47%

<sup>(1)</sup> Assuming two additional 1-year extensions

2022 Programming Professional Services Labor Summary (Rockwell Automation)		
	This Quarter	Inception to Date
<b>Labor Hours</b>	488	8135
<b>Full Time Equivalents</b>	0.2	1.5
<b>Labor Costs (no expenses)</b>	\$100,748	\$1,547,241
<b>Average Hourly Rate</b>	\$206	\$190

**PART 6 – ON-CALL SERVICES AGREEMENTS**

OC San uses three sets of on-call services agreements for coating inspection and corrosion testing; materials testing, inspection, and other geotechnical testing; and surveying. Services are typically requested by inspection supervisors as needs arise, and the work is generally spread among the available firms.

The table below lists the contract limits and funds expended to date for each of the agreements which became effective on March 23, 2022, and will expire on April 30, 2025. For each of these services, OC San typically uses a single firm for a particular construction contract.

Consultant	Contract Limit	Total Costs Incurred	Remaining
<b>Coating Inspection Services (PSA2022-001)</b>			
CSI Services, Inc.	\$300,000	\$38,492	\$261,509
Diversified Project Services Int'l (DPSI)	\$300,000	\$222,404	\$77,596
<b>Geotechnical Testing Services (PSA2022-003)</b>			
AESCO	\$400,000	\$314,402	\$85,598
Atlas Technical Consultants	\$400,000	\$285,905	\$114,095
Koury Engineering and testing, Inc.	\$400,000	\$195,858	\$204,142
MTGL, Inc	\$400,000	\$229,622	\$170,378
<b>Surveying Services (PSA2022-002)</b>			
D.Woolley & Associates	\$200,000	\$47,01	\$152,909
Michael Baker International, Inc.	\$200,000	\$32,239	\$167,762
Psomas	\$200,000	\$63,147	\$136,853
Stantec Consulting Services, Inc.	\$200,000	\$45,435	\$154,565

OC San uses an on-call corrosion engineering service agreement to perform condition assessments and an on-call corrosion engineering support agreement to support condition assessment and provide confined space entry support.

The table below list the contract limits and funds expended to date for each of the agreements. The Corrosion Management Support Services is a one-year agreement with four one-year renewal options that became effective on February 1, 2020. The Condition Assessment On-Call Contractor Support Services is a one-year agreement with four one-year renewal options that became effective on November 1, 2021.

Consultant	Contract Limit	Total Costs Incurred	Remaining
<b>Corrosion Management Support Services</b>			
Corrpro Companies Inc	\$600,000	\$420,304	\$179,696
<b>Condition Assessment On-Call Contractor Support Services</b>			
Jamison Engineering Contractors, Inc	\$783,470	\$139,240	\$493,055

# APPENDIX

**Table 1 - Active Board-Awarded Construction Contracts**

Project/Contract		Contractor	Award Date	Contract Amount				Contingency			
				Award	Change Orders	Current	Spent %	Original	Current	Used	Remaining
2-49	Taft Branch Improvements	Big Ben Inc.	05/22/2024	\$20,458,250	\$0	\$20,458,250	3.4%	10.0%	10.0%	0.0%	10.0%
3-64B	Los Alamitos Trunk Sewer Rehabilitation	Steve P. Rados, Inc.	05/26/2021	\$17,775,000	\$357,119	\$18,132,119	91.5%	10.0%	10.0%	2.0%	8.0%
3-67	Seal Beach Pump Station Replacement	Walsh Construction Company II, LLC	12/14/2023	\$97,032,743	(\$14,375)	\$97,018,368	6.7%	10.0%	10.0%	0.0%	10.0%
5-68	Newport Beach Pump Station Pressurization Improvements	Innovative Construction Solutions	04/25/2023	\$937,500	\$97,756	\$1,035,256	100.0%	10.0%	17.0%	10.4%	6.6%
7-65	Gisler-Red Hill Interceptor and Baker Force Main Rehabilitation	Steve P. Rados, Inc.	05/24/2023	\$44,706,000	(\$1,067,300)	\$43,638,700	47.6%	10.0%	10.0%	-2.4%	12.4%
7-68	MacArthur Force Main Improvements	SRK Engineering, Inc.	10/20/2023	\$3,897,000	\$0	\$3,897,000	84.3%	10.0%	10.0%	0.0%	10.0%
FE18-13	Redhill Relief Sewer Relocation at State Route 55	SRK Engineering, Inc.	06/22/2022	\$2,213,000	\$457,620	\$2,670,620	13.8%	15.0%	36.0%	20.7%	15.3%
FE19-01	Pump Station Portable Generator Connectors	Pacific Industrial Electric	09/29/2021	\$1,207,479	\$68,343	\$1,275,822	99.5%	10.0%	16.0%	5.7%	10.3%
FE19-02	Cengen Plant Water Pipe Replacement at Plant No. 1	Innovative Construction Solutions	05/14/2024	\$3,385,000	\$0	\$3,385,000	0.0%	10.0%	10.0%	0.0%	10.0%
FE19-03	Trickling Filter Sludge and Scum Pumps Replacement at Plant No. 1	Garney Pacific, Inc.	02/23/2022	\$778,000	\$23,471	\$801,471	91.0%	10.0%	10.0%	3.0%	7.0%

**Table 1 - Active Board-Awarded Construction Contracts**

Project/Contract		Contractor	Award Date	Contract Amount				Contingency			
				Award	Change Orders	Current	Spent %	Original	Current	Used	Remaining
FE19-04	Sunflower Pump Replacement at Plant No. 1	GSE Construction Company, Inc.	10/27/2021	\$2,123,200	\$162,055	\$2,285,255	83.9%	10.0%	25.0%	7.6%	17.4%
FE19-08	Secondary Treatment VFD Replacements at Plant No. 2	ACS Engineering	03/23/2022	\$1,433,000	\$0	\$1,433,000	6.7%	10.0%	10.0%	0.0%	10.0%
FE20-02	Digester C, D, F, and G Mechanical Rehabilitation at Plant No. 2	J.F. Shea Construction, Inc.	08/13/2024	\$3,694,000	\$0	\$3,694,000	0.0%	10.0%	10.0%	0.0%	10.0%
FE20-03	Return Activated Sludge Discharge Piping Replacement at Activated Sludge Plant No. 1	GSE Construction Company, Inc.	12/15/2022	\$3,985,400	\$0	\$3,985,400	98.0%	10.0%	10.0%	0.0%	10.0%
FE20-04	Cengen Cooling Water Pipe Replacement at Plant No. 2	Innovative Construction Solutions	11/16/2022	\$3,487,600	\$0	\$3,487,600	41.7%	10.0%	10.0%	0.0%	10.0%
FE20-05	Plant Water Piping Replacement at Secondary Clarifiers 1-26 at Plant No. 1	T.E. Roberts, Inc.	12/05/2024	\$1,375,313	\$0	\$1,375,313	0.0%	10.0%	10.0%	0.0%	10.0%
FE20-08	Olive Sub-Trunk Siphon Rehabilitation at Santa Ana River	MMC, Inc.	04/26/2023	\$1,944,000	\$0	\$1,944,000	65.6%	10.0%	10.0%	0.0%	10.0%
FE21-07	Liquid Oxygen Tank A Replacement at Plant No. 2	J.R. Filanc Construction Company, Inc.	01/18/2023	\$2,608,007	\$0	\$2,608,007	36.6%	10.0%	10.0%	0.0%	10.0%
FE22-01	Platform Modifications for Process Areas at	Tharsos, Inc.	12/18/2024	\$494,494	\$0	\$494,494	0.0%	15.0%	15.0%	0.0%	15.0%

**Table 1 - Active Board-Awarded Construction Contracts**

Project/Contract		Contractor	Award Date	Contract Amount				Contingency				
				Award	Change Orders	Current	Spent %	Original	Current	Used	Remaining	
	Plant No. 1 and No. 2											
FE22-02	Liquid Oxygen Tank B Replacement at Plant No. 2	J.R. Filanc Construction Company, Inc.	07/01/2024	\$3,098,000	\$0	\$3,098,000	1.4%	10.0%	10.0%	0.0%	10.0%	
FE23-01	Digester Gas Compressor Dryer Replacements at Plant Nos. 1 and 2	Innovative Construction Solutions	09/10/2024	\$5,942,500	\$0	\$5,942,500	0.0%	10.0%	10.0%	0.0%	10.0%	
FE23-06	HVAC Replacements at Plant Nos. 1 and 2	ACCO Engineered Systems	07/24/2024	\$1,698,204	\$0	\$1,698,204	0.0%	10.0%	10.0%	0.0%	0.0%	
FE23-08	Power Buildings 7 and 8 HVAC Replacement at Plant No. 1	Trane U.S. Inc.	10/02/2024	\$687,708	\$0	\$687,708	0.0%	5.0%	5.0%	0.0%	5.0%	
FE23-09	Primary Clarifiers F and G Rotating Mechanism Rehabilitation at Plant No. 2	Vicon Enterprise	11/15/2024	\$3,150,000	\$0	\$3,150,000	5.0%	15.0%	15.0%	0.0%	15.0%	
FR1-0005	Cengen and 12Kv Service Center Switchgear Battery System Upgrades at Plant No. 1	Mass Electric Construction Co.	11/27/2023	\$970,000	\$21,052	\$991,052	63.0%	10.0%	20.0%	2.2%	17.8%	
FR1-0007R	Control Center Offices and Day Training Room Remodeling at Plant 1	A2Z Construct Inc.	02/20/2024	\$348,000	\$0	\$348,000	67.6%	0.0%	10.0%	0.0%	10.0%	



**Table 1 - Active Board-Awarded Construction Contracts**

Project/Contract		Contractor	Award Date	Contract Amount				Contingency			
				Award	Change Orders	Current	Spent %	Original	Current	Used	Remaining
FR1-0011	VFD Replacements at Plant No. 1	ACS Engineering	12/15/2022	\$1,214,888	\$0	\$1,214,888	19.6%	10.2%	10.2%	0.0%	10.2%
FR1-0016	Waste Sidestream Pump Station VFD replacements at Plant No.1	Leed Electric	03/23/2022	\$344,889	\$23,764	\$368,653	100.0%	15.0%	15.0%	6.9%	8.1%
FR1-0020	Traffic Signal Installation at Ellis Avenue and Mt. Langley Street Intersection	Asplundh Construction LLC	10/04/2024	\$746,250	\$0	\$746,250	0.0%	10.0%	10.0%	0.0%	10.0%
FR2-0023	Activated Sludge Clarifier Entry Improvements at Plant No. 2	Tharsos, Inc.	03/21/2024	\$1,171,000	\$0	\$1,171,000	84.4%	10.0%	10.0%	0.0%	10.0%
FR2-0026	Headworks Phase 3 Cable Replacement at Plant No. 2	ACS Engineering	02/22/2023	\$575,360	\$12,846	\$588,206	50.8%	20.0%	20.0%	2.2%	17.8%
FR2-0032	Digester KDome Repair at Plant No. 2	Structural Preservation Systems, LLC	11/20/2024	\$876,707	\$0	\$876,707	0.0%	15.0%	15.0%	0.0%	15.0%
FRC-0010	Warner Avenue Vault Cover Improvements	Minako America Corporation	09/17/2024	\$977,000	\$0	\$977,000	0.0%			0.0%	0.0%
J-117B	Outfall Low Flow Pump Station	Shimmick Construction	12/19/2018	\$90,200,000	\$5,551,595	\$95,751,595	93.4%	8.0%	8.0%	6.2%	1.8%
J-120	Process Control Systems Upgrades	ABB, Inc.	07/28/2021	\$11,818,480	(\$14,679)	\$11,803,801	58.9%	10.0%	10.0%	-0.1%	10.1%
J-135B	Engine and Generator Overhauls at Plant No. 1 and 2	Cooper Machinery Services	07/27/2022	\$29,361,029	\$3,436,717	\$32,797,746	69.0%	10.0%	18.0%	11.7%	6.3%

**Table 1 - Active Board-Awarded Construction Contracts**

Project/Contract		Contractor	Award Date	Contract Amount				Contingency			
				Award	Change Orders	Current	Spent %	Original	Current	Used	Remaining
P1-105	Headworks Rehabilitation at Plant 1	Kiewit Infrastructure West Co.	03/24/2021	\$222,330,000	\$3,693,834	\$226,023,834	62.8%	4.0%	4.0%	1.7%	2.3%
P1-128A	Headquarters Complex at Plant No. 1	Swinerton Builders	05/26/2021	\$102,544,973	\$4,917,352	\$107,462,325	104.2%	5.0%	6.5%	4.8%	1.7%
P1-128A.1	Headquarters Complex at Plant No. 1	EIDIM Group, Inc.	09/20/2023	\$1,580,000	\$66,150	\$1,646,150	97.8%	10.0%	10.0%	4.2%	5.8%
P1-132	Uninterruptable Power Supply Improvements at Plant 1	Leed Electric	12/15/2022	\$5,765,789	(\$3,381)	\$5,762,408	64.2%	10.0%	10.0%	-0.1%	10.1%
P1-133	Primary Sedimentation Basins No. 6-31 Reliability Improvements at Plant No. 1	Shimmick Construction	02/23/2022	\$6,275,000	\$85,749	\$6,360,749	96.8%	10.0%	10.0%	1.4%	8.6%
P1-134	South Perimeter Security and Utility Improvements at Plant No.1	Tovey-Shultz Construction, Inc.	07/28/2021	\$4,396,779	\$405,201	\$4,801,980	97.7%	10.0%	10.0%	9.2%	0.8%
P2-127	Collections Yard Relocation and Warehouse Demolition at Plant No. 2	Archico Design Build, Inc.	09/19/2023	\$6,500,000	\$74,106	\$6,574,106	90.1%	10.0%	10.0%	1.1%	8.9%
P2-128A	South Perimeter Wall and Soil Improvements at Plant No. 2	Ames Construction, Inc.	11/20/2024	\$25,270,000	\$0	\$25,270,000	0.0%	10.0%	10.0%	0.0%	10.0%
P2-137A	Digester P and R Dome Tendon Repair	Structural Preservation Systems, LLC	09/18/2024	\$2,597,864	\$0	\$2,597,864	0.0%	10.0%	10.0%	0.0%	10.0%
P2-98A	A-Side Primary Clarifiers	PCL CONSTRUCTION INC.	05/26/2021	\$111,405,880	\$2,406,048	\$113,811,928	50.5%	6.0%	6.0%	2.2%	3.8%

**Table 1 - Active Board-Awarded Construction Contracts**

Project/Contract		Contractor	Award Date	Contract Amount				Contingency			
				Award	Change Orders	Current	Spent %	Original	Current	Used	Remaining
	Replacement at Plant 2										
SC19-06	EPSA Standby Power Generator Control Upgrades at Plant No. 2	Shimmick Construction	10/17/2023	\$3,500,000	\$18,230	\$3,518,230	45.3%	10.0%	10.0%	0.5%	9.5%
SC22-01	EPSA Electrical Building and Distribution Center HVAC System Replacement at Plant No. 2	Trane U.S. Inc.	06/28/2023	\$3,862,000	\$0	\$3,862,000	17.5%	10.0%	10.0%	0.0%	10.0%
			<b>Total</b>	<b>\$862,743,286</b>	<b>\$20,779,273</b>	<b>\$883,522,559</b>					

**Table 2 - Active Operations Committee Awarded Construction Contracts**

Project/Contract		Contractor	Award Date	Contract Amount				Contingency			
				Award	Change Orders	Current	% Spent	Original	Current	Used	Remaining
FR2-0027	Heavy Mechanics Group Office Space Upgrade at Plant No. 2	MBE Construction	02/08/2024	\$195,676	(\$146)	\$195,530	100.0%	10.0%	10.0%	-0.1%	10.1%
			<b>Total</b>	<b>\$195,676</b>	<b>(\$146)</b>	<b>\$195,530</b>					

**Table 3 - Active GM Awarded Construction Contracts**

Project/Contract		Contractor	Award Date	Contract Amount				Contingency			
				Award	Change Orders	Current	% Spent	Original	Current	Used	Remaining
FE21-04	Thickening and Dewatering Facility Handrail Installation at Plant No. 1	J.R. Filanc Construction Company, Inc.	07/30/2024	\$110,400	\$0	\$110,400	0.0%	10.0%	10.0%	0.0%	10.0%
FR2-0025	Digester O-T and Q-R Bridge Repair at Plant No. 2	O'Connell Engineering & Construction, Inc.	03/14/2022	\$115,450	\$38,000	\$153,450	90.7%	10.0%	32.9%	32.9%	0.0%
			<b>Total</b>	<b>\$225,850</b>	<b>\$38,000</b>	<b>\$263,850</b>					

**Table 4 - Closed Board-Awarded Construction Contracts**

Project/Contract		Contractor	Award Date	Closed Date	Contract Amount			Contingency		
					Award	Change Orders	Final	Original	Final	Unused
MP-307	Bushard Diversion Structure Repair	Abhe - Svoboda, Inc	6/22/2022	10/9/2024	\$1,762,545	(\$25,000)	\$1,737,545	10.0%	10.0%	1.00%
FR2-0018	Activated Sludge Clarifier Repairs at Plant No. 2	Garney Pacific, Inc.	7/27/2022	10/9/2024	\$5,091,686	(\$4,741)	\$5,086,945	10.0%	10%	10%
FR1-0017	Trickling Filter Valve Replacement at Plant No 1	Vicon Enterprise	2/13/2024	10/9/2024	\$257,300	\$5,945	\$263,245	10.0%	10%	7.69%
FE20-09	CenGen Smoke Detection Improvements at Plant No. 1 and No. 2	ADT Commercial, LLC	12/15/2022	11/5/2024	\$313,000	(\$4,109)	\$308,891	10.0%	10.0%	10.0%
FE18-14	Plant Water Pipeline Replacement in Kinnison, Lindstrom, and Scott Tunnels at Plant No. 2	MMC, Inc.	12/16/2020	12/3/2024	\$1,134,000	\$31,945	\$1,165,995	15.0%	15.0%	14.62%
				<b>Total</b>	<b>\$8,558,531</b>	<b>\$37,890</b>	<b>\$8,562,621</b>			

**Table 5 - Closed Committee -Awarded Construction Contracts**

Project/Contract		Contractor	Award Date	Closed Date	Contract Amount			Contingency		
					Award	Change Orders	Final	Original	Final	Unused
FR2-0029	Influent Pump Station Plant Water Piping repair at Plant No. 2	W.A. Rasic Construction Company	06/07/2023	12/31/2024	\$177,063	\$25,314	\$202,377	20.0%	20.0%	5.7%
SC23-01	Electric Vehicle Charging Stations and Network Installation	Chargie, LLC	11/14/2023	12/17/2024	\$143,225	\$1,947	\$145,172	20.0%	20.0%	18.64%
				<b>Total</b>	<b>\$320,288</b>	<b>\$27,261</b>	<b>\$347,549</b>			

**Table 6 - Closed GM-Awarded Construction Contracts**

Project/Contract	Contractor	Award Date	Closed Date	Contract Amount			Contingency		
				Award	Change Orders	Final	Original	Final	Unused
No GM-awarded construction contract closed this quarter									

**Table 7 - Active Engineering Services Agreements**

Project/Contract		Consultant	Type	Award Date	Contract Amount				Contingency			
					Award	Amendments	Current	% Spent	Original	Current	Used	Remaining
11-33	Edinger Pump Station Replacement	Arcadis U.S., Inc.	PDSA	09/27/2023	\$3,125,590	\$35,180	\$3,160,770	40%	10.0%	10.0%	1.1%	8.9%
1-23	Santa Ana Trunk Sewer Rehabilitation	Stantec Consulting Services Inc.	PDSA	04/27/2022	\$3,880,000	\$0	\$3,880,000	79%	10.0%	10.0%	0.0%	10.0%
1-24	Greenville Trunk Improvements	Brown and Caldwell	PDSA	10/26/2022	\$4,730,000	\$0	\$4,730,000	35%	10.0%	10.0%	0.0%	10.0%
2-49	Taft Branch Improvements	Woodard & Curran, Inc.	PCSA	07/23/2024	\$1,108,033	\$0	\$1,108,033	9%	10.0%	10.0%	0.0%	10.0%
2-49	Taft Branch Improvements	Woodard & Curran, Inc.	PDSA	02/24/2021	\$2,200,000	\$147,062	\$2,347,062	99%	10.0%	10.0%	6.7%	3.3%
3-60	Knott - Miller Holder Artesia Branch Rehabilitation	Dudek	PDSA	10/24/2023	\$1,200,000	\$0	\$1,200,000	35%	10.0%	10.0%	0.0%	10.0%
3-62	Westminster Blvd Force Main Replacement	Stantec Consulting Services Inc.	PCSA	12/18/2019	\$1,183,000	(\$400,000)	\$783,000	75%	10.0%	10.0%	-33.8%	43.8%
3-64	Rehabilitation of Western Regional Sewers	AECOM Technical Services, Inc.	PDSA	01/27/2016	\$17,639,250	\$195,850	\$17,835,100	63%	10.0%	10.0%	1.1%	8.9%
3-64B	Los Alamitos Trunk Sewer Rehabilitation	AECOM Technical Services, Inc.	PCSA	05/26/2021	\$610,000	\$0	\$610,000	78%	10.0%	10.0%	0.0%	10.0%

**Table 7 - Active Engineering Services Agreements**

Project/Contract		Consultant	Type	Award Date	Contract Amount				Contingency			
					Award	Amendments	Current	% Spent	Original	Current	Used	Remaining
3-67	Seal Beach Pump Station Replacement	Lee & Ro, Inc.	PCSA	12/14/2023	\$6,148,000	\$0	\$6,148,000	12%	10.0%	10.0%	0.0%	10.0%
7-66	Sunflower and Red Hill Interceptor Repairs	GHD, Inc.	PCSA	07/28/2021	\$166,000	\$0	\$166,000	51%	10.0%	10.0%	0.0%	10.0%
J-117B	Outfall Low Flow Pump Station	SEL Engineering Services Inc.	PSA	03/27/2019	\$1,096,074	\$0	\$1,096,074	61%	10.0%	10.0%	0.0%	10.0%
J-117B	Outfall Low Flow Pump Station	Brown and Caldwell	PCSA	12/19/2018	\$8,563,913	\$1,584,324	\$10,148,237	82%	10.0%	18.5%	18.5%	0.0%
J-124	Digester Gas Facilities Rehabilitation	Brown and Caldwell	PDSA	11/15/2017	\$11,770,000	\$9,760,000	\$21,530,000	65%	10.0%	89.9%	82.9%	6.9%
J-137	Ocean Outfalls Rehabilitation	Hazen and Sawyer	PSA	11/05/2024	\$7,941,724	\$0	\$7,941,724	0%			0.0%	0.0%
J-98	Electrical Power Distribution System Improvements	Schweitzer Engineering Laboratories, Inc	PSA	03/25/2020	\$1,296,878	\$0	\$1,296,878	36%	10.0%	10.0%	0.0%	10.0%
J-98	Electrical Power Distribution System Improvements	Brown and Caldwell	PDSA	02/26/2020	\$2,240,000	\$223,806	\$2,463,806	94%	10.0%	10.0%	10.0%	0.0%
P1-105	Headworks Rehabilitation at Plant 1	SEL Engineering Services Inc.	PSA	01/30/2024	\$137,275	\$0	\$137,275	20%	9.3%	9.3%	0.0%	9.3%
P1-105	Headworks Rehabilitation at Plant 1	Carollo Engineers, Inc	PCSA	03/24/2021	\$16,500,000	\$0	\$16,500,000	54%	10.0%	10.0%	0.0%	10.0%
P1-126	Primary Sedimentation Basins No. 3-5 Replacement at Plant No. 1	Black & Veatch Corporation	PDSA	04/27/2022	\$14,163,000	\$207,183	\$14,370,183	43%	10.0%	10.0%	1.5%	8.5%

**Table 7 - Active Engineering Services Agreements**

Project/Contract		Consultant	Type	Award Date	Contract Amount				Contingency			
					Award	Amendments	Current	% Spent	Original	Current	Used	Remaining
P1-128A	Headquarters Complex at Plant No. 1	HDR Engineering, Inc.	PCSA	05/26/2021	\$4,900,000	\$726,720	\$5,626,720	96%	10.0%	15.0%	14.8%	0.2%
P1-128A	Headquarters Complex at Plant No. 1	AECOM Technical Services, Inc.	PSA	04/28/2021	\$6,750,000	\$299,107	\$7,049,107	94%	10.0%	10.0%	4.4%	5.6%
P1-132	Uninterruptable Power Supply Improvements at Plant 1	Tetra Tech, Inc.	PCSA	11/09/2023	\$217,830	\$0	\$217,830	45%	10.0%	10.0%	0.0%	10.0%
P1-132	Uninterruptable Power Supply Improvements at Plant 1	Tetra Tech, Inc.	PDSA	11/20/2019	\$784,630	\$62,755	\$847,385	97%	10.0%	10.0%	8.0%	2.0%
P1-137	Support Buildings Seismic Improvements at Plant No. 1	Simpson, Gumpertz, and Heger	PDSA	07/27/2022	\$1,900,000	\$151,537	\$2,051,537	84%	10.0%	10.0%	8.0%	2.0%
P1-140	Activated Sludge-1 Rehabilitation at Plant No. 1	HDR Engineering, Inc.	PDSA	12/15/2022	\$18,462,443	\$0	\$18,462,443	34%	10.0%	10.0%	0.0%	10.0%
P2-123	Return Activated Sludge Piping Replacement at Plant 2	Spec Services, Inc.	PCSA	09/25/2019	\$252,329	\$25,233	\$277,562	100%	10.0%	10.0%	10.0%	0.0%
P2-124	Interim Food Waste Receiving Facility	Kennedy/Jenks Consultants, Inc.	PDSA	09/26/2018	\$695,000	\$31,168	\$726,168	100%	10.0%	10.0%	4.5%	5.5%
P2-128	Digester Replacement at Plant No. 2	Brown and Caldwell	PDSA	07/22/2020	\$39,300,000	\$9,602,657	\$48,902,657	61%	10.0%	26.0%	24.4%	1.6%
P2-137A	Digester P and R Dome Tendon Repair	CDM Smith Inc.	PCSA	08/27/2024	\$209,000	\$0	\$209,000	6%	10.0%	10.0%	0.0%	10.0%
P2-138	Operations and Maintenance Complex at Plant No. 2.	Stantec Architecture Inc.	PDSA	01/25/2023	\$7,914,529	\$431,414	\$8,345,943	25%	10.0%	42.0%	5.5%	36.5%



**Table 7 - Active Engineering Services Agreements**

Project/Contract		Consultant	Type	Award Date	Contract Amount				Contingency			
					Award	Amendments	Current	% Spent	Original	Current	Used	Remaining
P2-98A	A-Side Primary Clarifiers Replacement at Plant 2	SEL Engineering Services Inc.	PSA	05/23/2023	\$97,399	\$0	\$97,399	0%			0.0%	0.0%
P2-98A	A-Side Primary Clarifiers Replacement at Plant 2	Black & Veatch Corporation	PCSA	05/26/2021	\$8,400,000	\$0	\$8,400,000	54%	10.0%	10.0%	0.0%	10.0%
PS21-06	Urban Runoff Optimization Study	Michael Baker International, Inc.	PSA	03/22/2023	\$711,230	\$70,700	\$781,930	82%	10.0%	10.0%	9.9%	0.1%
PS21-07	Process Simulation Model Development for Cen Gen Facilities	Intelliflux Controls	PSA	02/05/2024	\$150,308	\$0	\$150,308	0%	10.0%	10.0%	0.0%	10.0%
RE21-01	Supercritical Water Oxidation Demonstration at Plant No. 1	374Water Systems, Inc.	PSA	12/15/2021	\$5,139,000	\$101,558	\$5,240,558	42%	10.0%	10.0%	2.0%	8.0%
				<b>Total</b>	<b>\$201,582,435</b>	<b>\$23,256,254</b>	<b>\$224,838,689</b>					

**Table 8 - Active Task Orders by Master Agreement**

Agreement/Project		Consultant	Award Date	Original Task Order Value	Amendments	Current Task Order Value	% Spent
<b>2017 Master Agreements for On-Call Planning Studies</b>							
PS19-03	Laboratory Rehabilitation Feasibility Study	HDR Engineering, Inc.	10/20/2020	\$274,888	\$0	\$274,888	81%
			<b>Subtotal</b>	<b>\$274,888</b>	<b>\$0</b>	<b>\$274,888</b>	
<b>2018 Master Professional Design Service Agreements</b>							
FE18-06	CenGen Instrument Air Compressors Replacement at Plant No. 1	IDS Group, Inc.	04/27/2020	\$89,876	\$0	\$89,876	83%
FE18-13	Redhill Relief Sewer Relocation at State Route 55	GHD, Inc.	03/27/2020	\$168,612	\$105,331	\$273,943	91%
FE18-14	Plant Water Pipeline Replacement in Kinnison, Lindstrom, and Scott Tunnels at Plant No. 2	Dudek	11/06/2019	\$108,308	\$21,544	\$129,852	97%
FE19-02	Cengen Plant Water Pipe Replacement at Plant No. 1	AECOM Technical Services, Inc.	07/08/2020	\$156,498	\$143,378	\$299,876	83%
FE19-03	Trickling Filter Sludge and Scum Pumps Replacement at Plant No. 1	Black & Veatch Corporation	09/02/2020	\$244,728	\$55,272	\$300,000	98%
FE19-06	EPSA Motor Cooling Improvements at Plant No. 2	IDS Group, Inc.	05/05/2020	\$88,206	\$10,541	\$98,747	100%
FE19-10	Digesters C, D, F, G and I Gas Balance Lines Replacement at Plant No. 2	GHD, Inc.	02/03/2021	\$25,000	\$65,749	\$90,749	80%
FE19-11	Primary Clarifiers Nos. 6-31 Lighting and Alarm Improvements at Plant No. 1	AECOM Technical Services, Inc.	09/21/2020	\$226,685	\$6,137	\$232,822	75%
FE19-13	VFD Replacements at Seal Beach Pump Station	AECOM Technical Services, Inc.	03/24/2021	\$78,033	\$0	\$78,033	60%
FE20-01	Wastehauler Station Safety and Security Improvements	AECOM Technical Services, Inc.	03/16/2021	\$161,012	\$16,247	\$177,259	91%
FE20-02	Digester C, D, F, and G Mechanical Rehabilitation at Plant No. 2	HDR Engineering, Inc.	03/02/2021	\$188,212	\$34,352	\$222,564	86%
FE20-03	Return Activated Sludge Discharge Piping Replacement at Activated Sludge Plant No. 1	GHD, Inc.	06/14/2021	\$249,000	\$0	\$249,000	92%
FE20-04	Cengen Cooling Water Pipe Replacement at Plant No. 2	Dudek	05/18/2021	\$240,000	\$130,000	\$370,000	84%
FE20-05	Plant Water Piping Replacement at Secondary Clarifiers 1-26 at Plant No. 1	IDS Group, Inc.	06/22/2021	\$186,626	\$0	\$186,626	77%
FE20-08	Olive Sub-Trunk Siphon Rehabilitation at Santa Ana River	Dudek	06/10/2021	\$240,000	\$0	\$240,000	97%

**Table 8 - Active Task Orders by Master Agreement**

Agreement/Project		Consultant	Award Date	Original Task Order Value	Amendments	Current Task Order Value	% Spent
FE20-09	CenGen Smoke Detection Improvements at Plant No. 1 and No. 2	IDS Group, Inc.	06/15/2021	\$63,275	\$0	\$63,275	83%
FR1-0011	VFD Replacements at Plant No. 1	Black & Veatch Corporation	04/08/2021	\$283,000	\$17,000	\$300,000	83%
FRC-0009	Bitter Point Trunk Sewer Repair at Bitter Point Pump Station	GHD, Inc.	06/17/2021	\$159,451	\$0	\$159,451	83%
			<b>Subtotal</b>	<b>\$2,956,522</b>	<b>\$605,551</b>	<b>\$3,562,073</b>	
<b>2020 Master Agreements for On-Call Planning Studies</b>							
PS19-03	Laboratory Rehabilitation Feasibility Study	Hazen and Sawyer	01/17/2023	\$23,825	\$0	\$23,825	100%
PS20-09	Thickening & Dewatering Plant Water Study at Plant No. 1	HDR Engineering, Inc.	04/21/2022	\$219,670	\$0	\$219,670	80%
PS21-08	Pure Oxygen Activated Sludge Operations Study at Plant No. 2	Hazen and Sawyer	09/22/2022	\$241,791	\$55,413	\$297,204	100%
PS21-10	Integrated Nitrogen Management	Hazen and Sawyer	10/19/2023	\$247,000	\$0	\$247,000	20%
PS22-02	Onsite Oxygen Generation Feasibility Study at Plant No. 2	Black & Veatch Corporation	02/13/2023	\$393,374	\$17,718	\$411,092	52%
			<b>Subtotal</b>	<b>\$1,125,660</b>	<b>\$73,131</b>	<b>\$1,198,791</b>	
<b>2021 Master Professional Design Service Agreements</b>							
FE21-08	Newhope-Placentia Sewer Manhole Replacements	GHD, Inc.	02/28/2023	\$235,820	\$0	\$235,820	90%
FE22-01	Platform Modifications for Process Areas at Plant No. 1 and No. 2	ProjectLine Technical Services, Inc.	03/14/2023	\$159,296	\$0	\$159,296	80%
FR1-0017	Trickling Filter Valve Replacement at Plant No. 1	Dudek	08/16/2022	\$101,108	\$0	\$101,108	90%
FR1-0018	Dewatering Centrifuge Diverter Gate Improvements at Plant No. 1	Dudek	08/16/2022	\$140,000	\$93,191	\$233,191	97%
FR1-0023	Secondary Treatment Area Cable Replacement at Plant No. 1	Brown and Caldwell	06/28/2024	\$338,943	\$0	\$338,943	10%
FR2-0023	Activated Sludge Clarifier Entry Improvements at Plant No. 2	AECOM Technical Services, Inc.	01/13/2022	\$120,030	\$79,828	\$199,858	68%
FR2-0027	Heavy Mechanics Group Office Space Upgrade at Plant No. 2	ProjectLine Technical Services, Inc.	09/13/2022	\$126,153	\$0	\$126,153	97%
FR2-0031	Activated Sludge System Scum Rerouting at Plant No. 2	GHD, Inc.	06/14/2024	\$369,479	\$72,305	\$441,784	7%

**Table 8 - Active Task Orders by Master Agreement**

Agreement/Project		Consultant	Award Date	Original Task Order Value	Amendments	Current Task Order Value	% Spent
FRC-0010	Warner Avenue Vault Cover Improvements	Kleinfelder, Inc.	11/16/2021	\$205,000	\$43,128	\$248,128	87%
FRC-0014	Magnolia Sewer Manhole Abandonment at Interstate-5	Brown and Caldwell	03/15/2023	\$195,055	\$0	\$195,055	58%
FRC-0017	Valve Replacements and Wet Well Access Improvements at Slater Pump Station	Dudek	06/14/2024	\$281,000	\$0	\$281,000	20%
FRJ-0003	Interplant Gas Line Blow Off Vault Repairs	Dudek	09/08/2022	\$165,000	\$55,091	\$220,091	89%
J-120A	Control Room Reconfiguration at Plant No.1	ProjectLine Technical Services. Inc.	12/04/2023	\$255,036	\$27,672	\$282,708	85%
P1-142	Trickling Filter Media Replacement at Plant No. 1	Brown and Caldwell	05/21/2024	\$397,030	\$56,128	\$453,158	20%
P2-127	Collections Yard Relocation and Warehouse Demolition at Plant No. 2	ProjectLine Technical Services. Inc.	08/02/2022	\$188,898	\$121,517	\$310,415	97%
SC19-06	EPSA Standby Power Generator Control Upgrades at Plant No. 2	Spec Services, Inc.	11/03/2021	\$241,153	\$58,847	\$300,000	77%
			<b>Subtotal</b>	<b>\$3,519,001</b>	<b>\$607,707</b>	<b>\$4,126,708</b>	
<b>2024 On-Call Planning Studies</b>							
PS23-01	Fleet Facilities Improvements Study	Stantec Consulting Services Inc.	09/10/2024	\$243,543	\$0	\$243,543	0%
PS23-03	2025 Outfall Initial Dilution Model	Hazen and Sawyer	07/16/2024	\$425,232	\$0	\$425,232	0%
PS23-06	Seismic Resilience Study at Plant No. 2	Brown and Caldwell	10/22/2024	\$488,959	\$0	\$488,959	0%
			<b>Subtotal</b>	<b>\$1,157,734</b>	<b>\$0</b>	<b>\$1,157,734</b>	
<b>Agreement for Design Installation, Implementation and Maintenance of a Process Control System</b>							
J-120A	Control Room Reconfiguration at Plant No.1	ABB, Inc.	10/28/2024	\$356,622	\$0	\$356,622	0%
			<b>Subtotal</b>	<b>\$356,622</b>	<b>\$0</b>	<b>\$356,622</b>	
			<b>Total</b>	<b>\$9,390,427</b>	<b>\$1,286,389</b>	<b>\$10,676,816</b>	

**Table 9 - Planning Studies Status Report**

<b>Project Number</b>	<b>Project Name</b>	<b>Status</b>	<b>Allocated Budget</b>
PS19-03	Laboratory Rehabilitation Feasibility Study	Active	\$450,000
PS20-02	Collection System Flow Level Monitoring Study	Active	\$743,218
PS20-08	Euclid Trunk Sewer Hydraulic Modeling and Odor Control Analyses	Active	\$500,000
PS20-09	Thickening & Dewatering Plant Water Study at Plant No. 1	Active	\$400,000
PS21-01	Exterior Lighting Study at Plant Nos. 1 and 2	Active	\$345,533
PS21-02	Public Announcement and Fire System at Plant Nos. 1 and 2	Active	\$500,000
PS21-04	Energy and Digester Gas Master Plan	Active	\$1,785,000
PS21-05	CAD Design Manual Update for 3D Design	Active	\$758,000
PS21-06	Urban Runoff Optimization Study	Active	\$1,100,000
PS21-07	Process Simulation Model Development for Cen Gen Facilities	Active	\$211,192
PS21-10	Integrated Nitrogen Management	Active	\$372,000
PS22-02	Onsite Oxygen Generation Feasibility Study at Plant No. 2	Active	\$295,000
PS23-01	Fleet Facilities Improvements Study	Active	\$350,000
PS23-03	2025 Outfall Initial Dilution Model	Active	\$708,000
PS23-04	Digital Asset Management Study	Active	\$630,000
PS23-05	Utility Water Planning Study at Plant Nos. 1 and 2	Active	\$1,100,000
PS23-06	Seismic Resilience Study at Plant No. 2	Active	\$946,000
PS24-01	Deep Well Injection Feasibility Study	Active	\$450,000
<b>Grand Total</b>			<b>\$11,643,943</b>
Number of Chartered Projects			18
Board Approved Program Budget			\$25,000,000
Remaining Unallocated Budget			\$13,356,057

**Table 10 - Research Program Status Report**

<b>Project Number</b>	<b>Project Name</b>	<b>Status</b>	<b>Allocated Budget</b>
RE20-06	Co-Thickened Sludge Pump Trial at Plant No. 1	Active	\$160,000
RE21-01	Supercritical Water Oxidation Demonstration at Plant No. 1	Active	\$7,941,029
<b>Grand Total</b>			<b>\$8,101,029</b>
Number of Chartered Projects			2
Board Approved Program Budget			\$10,000,000
Remaining Unallocated Budget			\$1,898,971

**Table 11 - Small Construction Projects Program Status Report**

Project Number	Project Name	Status	Allocated Budget
FE18-06	CenGen Instrument Air Compressors Replacement at Plant No. 1	Active	\$1,150,000
FE18-13	Redhill Relief Sewer Relocation at State Route 55	Active	\$4,100,000
FE18-14	Plant Water Pipeline Replacement in Kinnison, Lindstrom, and Scott Tunnels at Plant No. 2	Active	\$2,300,000
FE19-01	Pump Station Portable Generator Connectors	Active	\$2,570,000
FE19-02	Cengen Plant Water Pipe Replacement at Plant No. 1	Active	\$5,725,000
FE19-03	Trickling Filter Sludge and Scum Pumps Replacement at Plant No. 1	Active	\$3,200,000
FE19-04	Sunflower Pump Replacement at Plant No. 1	Active	\$4,300,000
FE19-06	EPSA Motor Cooling Improvements at Plant No. 2	Active	\$1,825,000
FE19-08	Secondary Treatment VFD Replacements at Plant No. 2	Active	\$2,900,000
FE19-10	Digesters C, D, F, G and I Gas Balance Lines Replacement at Plant No. 2	Active	\$176,000
FE19-11	Primary Clarifiers Nos. 6-31 Lighting and Alarm Improvements at Plant No. 1	Active	\$1,250,000
FE20-01	Wastehauler Station Safety and Security Improvements	Active	\$2,923,000
FE20-02	Digester C, D, F, and G Mechanical Rehabilitation at Plant No. 2	Active	\$6,622,000
FE20-03	Return Activated Sludge Discharge Piping Replacement at Activated Sludge Plant No. 1	Active	\$6,840,000
FE20-04	Cengen Cooling Water Pipe Replacement at Plant No. 2	Active	\$5,180,000
FE20-05	Plant Water Piping Replacement at Secondary Clarifiers 1-26 at Plant No. 1	Active	\$2,485,000
FE20-08	Olive Sub-Trunk Siphon Rehabilitation at Santa Ana River	Active	\$3,500,000
FE20-09	CenGen Smoke Detection Improvements at Plant No. 1 and No. 2	Active	\$950,000
FE21-01	Plasma Cutting Fume Extractor installation at Plant No. 1 Rebuild Shop	Active	\$400,700
FE21-04	Thickening and Dewatering Facility Handrail Installation at Plant No. 1	Active	\$510,000
FE21-06	Chemical Dosing Station Installation at Westside Pump Station	Active	\$560,000
FE21-07	Liquid Oxygen Tank A Replacement at Plant No. 2	Active	\$3,800,000
FE21-08	Newhope-Placentia Sewer Manhole Replacements	Active	\$1,225,000
FE22-01	Platform Modifications for Process Areas at Plant No. 1 and No. 2	Active	\$1,300,000
FE22-02	Liquid Oxygen Tank B Replacement at Plant No. 2	Active	\$4,200,000
FE23-01	Digester Gas Compressor Dryer Replacements at Plant Nos. 1 and 2	Active	\$8,000,000
FE23-03	Wetwell Level Monitoring Upgrade at Collections Pump Stations	Active	\$4,005,000
FE23-04	Truck Loading Scale Replacement at Plant No. 2	Active	\$916,000
FE23-05	Primary Clarifier Nos. 6-31 Scum Pump Replacement at Plant No. 1	Active	\$3,789,000

**Table 11 - Small Construction Projects Program Status Report**

<b>Project Number</b>	<b>Project Name</b>	<b>Status</b>	<b>Allocated Budget</b>
FE23-06	HVAC Replacements at Plant Nos. 1 and 2	Active	\$2,840,000
FE23-07	Pipeline Utility Easement Clean Up in Huntington Beach	Active	\$4,500,000
FE23-08	Power Buildings 7 and 8 HVAC Replacement at Plant No. 1	Active	\$850,000
FE23-09	Primary Clarifiers F and G Rotating Mechanism Rehabilitation at Plant No. 2	Active	\$4,360,000
FE24-02	Gas Compressor Building Heat Exchanger Replacement at Plant No. 1	Active	\$640,000
SC19-03	Return Activated Sludge Pump Station Elevator Rehabilitation at Plant No. 2	Active	\$890,000
SC19-06	EPSA Standby Power Generator Control Upgrades at Plant No. 2	Active	\$4,800,000
SC20-02	Ocean Outfall Booster Station Elevator Rehabilitation	Active	\$410,000
SC22-01	EPSA Electrical Building and Distribution Center H HVAC System Replacement at Plant No. 2	Active	\$5,100,000
SC22-02	HVAC Replacement for Plant 2 Centrifuge Building, Operations Building, and Bitter Point PS	Active	\$3,712,000
SC23-01	Electric Vehicle Charging Stations and Network Installation	Active	\$391,000
SC23-02	Effluent Junction Box Security Fence Replacement at Plant No. 1	Active	\$130,000
SC23-03	Collection System Critical Assets	Active	\$145,000
<b>Grand Total</b>			<b>\$115,469,700</b>
Number of Chartered Projects			42
Board Approved Program Budget			\$125,000,000
Remaining Unallocated Budget			\$9,530,300



**Table 12 - Information Technology Capital Program Status Report**

Project Number	Project Name	Status	Allocated Budget
IT19-05	IT P1 & P2 Data Refresh (IT19-05)	Active	\$1,200,000
IT20-05	Client Management Modernization (ICE-69_IT20-05) 6520005	Active	\$99,000
IT20-08	Field Computer for Nerissa and Interface with LIMS(ICE-68_IT20-07) 6520008	Active	\$121,000
IT20-10	Digitize Quality Assurance Tracking Processes/TNI/ELAP Standards (ICE-76_IT20-10) 6520010	Active	\$145,700
IT21-04	Databridge Scale Management Software (ICE - 84_IT21-04)	Active	\$42,752
IT23-03	Workforce Timecard Migration (ICE-98_IT23-03)	Active	\$314,403
IT23-04	Evacuation Mustering & Visitor Management System (ICE -99_IT23-04)	Active	\$176,000
IT24-01	ServiceNow Employee Center Intranet Portal Migrations (ICE - 101_IT24-01)	Active	\$148,467
<b>Grand Total</b>			<b>\$2,247,322</b>
Number of Chartered Projects			8
Board Approved Program Budget			\$10,000,000
Remaining Unallocated Budget			\$7,752,678