

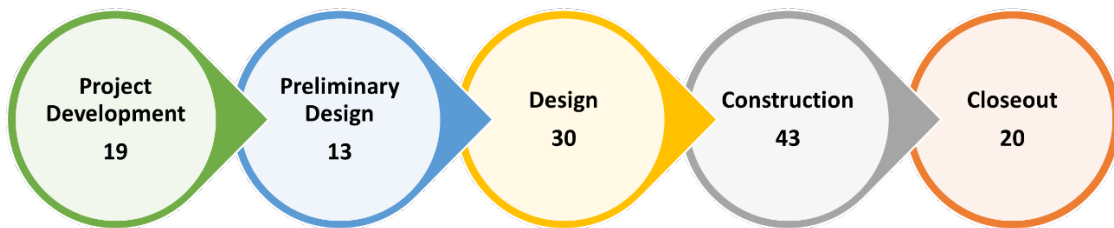
DATE: March 6, 2024

TO: Orange County Sanitation District Board of Directors

FROM: Rob Thompson, General Manager
Through: Mike Dorman, Director of Engineering

This report summarizes the status, activities, and performance of construction contracts and consultant agreements. This report also identifies the names and status of projects being performed under master budgets for planning studies, research, small construction projects, Operations & Maintenance capital projects and information technology projects.

As of 12/31/2023, Orange County Sanitation District (OC San) Engineering Department manages 125 active projects, with project budgeting totaling close to \$3.5 billion. These projects are in various project phases, ranging from Project Development to Closeout. The graphic below shows the number of projects in each of the project phases.



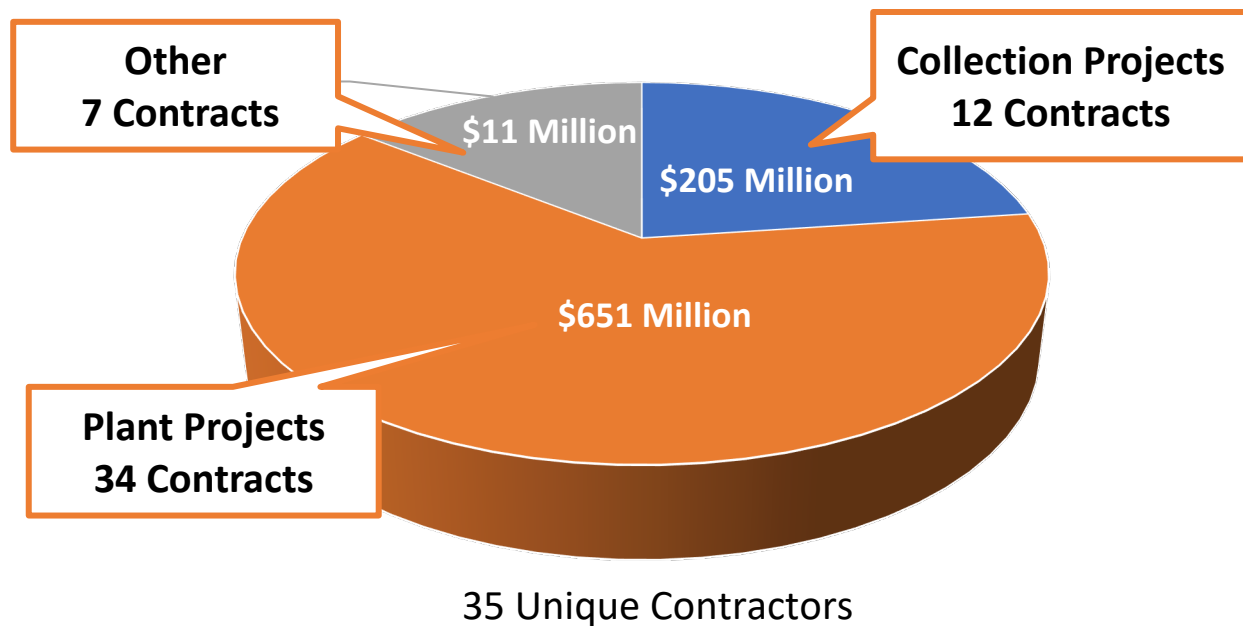
This report is organized into six parts, as follows. Detailed tables can be found in the appendix section of the report.

Part 1 – Construction Contracts	Page 2
Part 2 – Engineering Professional Services Agreements	Page 4
Part 3 – Master Budget Projects	Page 6
Part 4 – Supplemental Engineering Services Contract	Page 7
Part 5 – Programming Professional Services Contract	Page 9
Part 6 – On-Call Services Agreements	Page 11
Appendix (Tables 1 through 13)	Page 13

PART 1 - CONSTRUCTION CONTRACTS

Construction Contracts

As shown in the graph below, there are currently 53 active construction contracts totaling \$867 Million. The active construction contracts, include 34 plant projects, 12 collection projects and seven other projects (maintenance, small capital and research projects). Table 1 in the appendix lists the Board-awarded construction contracts active as of December 31, 2023, while Tables 2 and 3 list the General Manager-awarded and Operations Committee-awarded construction contracts. The General Manager may award contracts up to \$150,000 and task orders up to \$500,000.



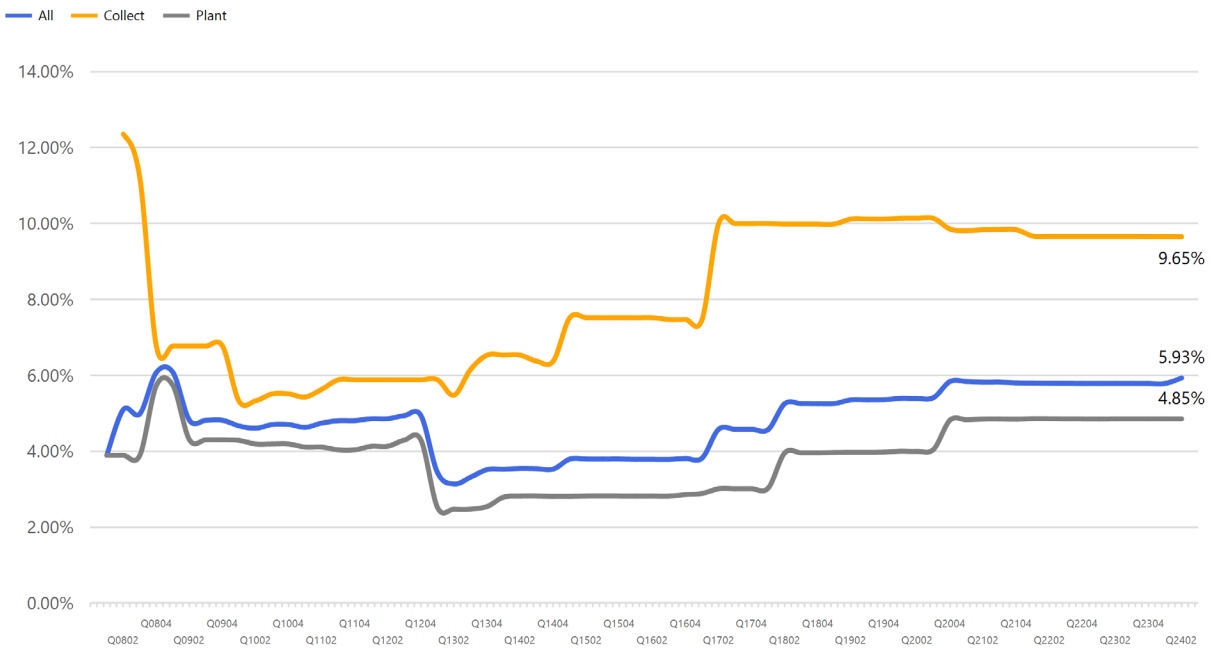
The table below summarizes the number of active and closed construction contracts and total contract amounts. See Tables 4, 5 and 6 in the appendix for a list of the closed contracts.

Type	Contracts	Total Contract Amount
Active Board-Awarded Construction Contracts	46	\$865,606,570
Active Ops Committee Awarded Construction Contracts	3	\$462,929
Active GM Awarded Construction Contracts	4	\$354,965
Closed Board-Awarded Construction Contracts	0	\$0
Closed Committee-Awarded Construction Contracts	0	\$0
Closed GM Awarded Construction Contracts	0	\$0

Cumulative Change Order Rates

When the OC San Board of Directors awards a construction contract, they also approve a contingency which allows the General Manager to approve contract change orders up to the amount of the contingency. One purpose of this report is to document how much of the contingency is utilized. A contract's change order rate is only meaningful when the work is completed. As such, this report's change order performance charts are based only on contracts closed since the Board began approving contingencies in 2008. The following chart shows how cumulative change order rates have changed for plant, collections, and all contracts since the contingency system was implemented.

Cumulative Change Order Rates
Closed Construction Contracts



PART 2 – ENGINEERING PROFESSIONAL SERVICES AGREEMENTS

Professional Design and Related Service Agreements

OC San engages engineering consultants through Professional Service Agreements (PSAs), Professional Design Services Agreements (PDSAs), and Professional Construction Services Agreements (PCSAs). PDSAs are used to obtain design engineering services, and PCSAs are a subsequent agreement with the design consultant to provide support services during construction. PSAs are used for planning studies and other consultant assignments. There are currently 52 Professional Design and Related Service Agreements (23 individual firms) with total agreement amount of \$234,176,544. Table 7 in the appendix provides a detailed list of Professional Design and Related Service Agreements.

Master Agreements

Master Agreements are issued to a pool of pre-qualified consultants for smaller projects. On those smaller projects, OC San solicits task order proposals from interested firms and awards a task order to the most qualified consultant. There are currently five sets of Master Agreements.

- 2017 Master Agreements for Planning Studies (expired)
- 2018 Master Professional Design Services Agreements (expired)
- 2020 Master Agreements for Planning Studies
- 2021 Master Professional Design Services Agreements
- Agreement for Design Installation, Implementation and Maintenance of a Process Control System

The 2017 Master Agreements for Planning Studies and the 2018 Master Professional Design Services Agreements have expired, meaning no new task orders can be issued under them, but previously issued task orders remain active until completed. Task Orders are limited by OC San Ordinance No. OC SAN-61 to \$500,000 per task order. Below is a summary of the various master agreements with active task orders. See Table 8 in the appendix for a detailed list of task orders.

Task Order	Contracts	Total Contract Amount
2017 Master Agreements for Planning Studies	1	\$274,888
2018 Master Professional Design Service Agreements	20	\$3,749,764
2020 Master Agreements for Planning Studies	4	\$787,699
2021 Master Professional Design Service Agreement	12	\$2,545,918

Master Service Agreements

Through a competitive procurement process, a Master Services Agreement (MSA) was awarded to ABB Inc. for the design, installation, implementation, and maintenance of a control system for a term of 15 years with renewals up to 25 years under Project SP-196, Process Control Systems Upgrades Study. Specific equipment and services will be procured under task orders associated with each CIP project and operating budget.

Task Order	Contracts	Total Contract Amount
Design Installation, Implementation and Maintenance of a Process Control System Master Agreement	1	\$11,803,801

PART 3 – MASTER BUDGET PROJECTS

The Board-adopted budget for Fiscal Years 2022-23 and 2023-24 includes master program budgets that allow staff to initiate, execute, and manage smaller projects that fit within the scope of a particular program more quickly. The projects chartered under these program budgets are referred to as sub-projects and are managed to the same standards as projects specifically listed in the adopted budget. A status table for each of these programs listing the sub-projects is attached in the appendix. These projects include Planning Studies (PS), Research (RE), Facility Engineering (FE), Information Technology (IT), Maintenance (MP), and Small Capital (SC).

Master Program Title	Status Table	Number of Projects	Total Allocated Budget
Planning Studies Program	Table 9	19	\$15,130,660
Research Program	Table 10	2	\$8,101,029
Small Construction Projects Program	Table 11	34	\$78,601,700
Information Technology Capital Program	Table 12	9	\$2,124,076
Operations & Maintenance Capital Program	Table 13	6	\$15,303,000

PART 4 – SUPPLEMENTAL ENGINEERING SERVICES CONTRACT

In April of 2022, the OC San Board of Directors approved two Professional Service Agreements - one with AECOM Technical Services, Inc. and one with Jacobs Project Management Co. - to provide Supplemental Engineering Services for a three-year period commencing May 1, 2022, through April 30, 2025, with two one-year renewal options. The Board approved the agreements for an amount not to exceed \$29,700,000 per individual agreement.

The benefits of using a supplemental engineering services contract, as opposed to hiring full-time staff or limited-term employees, include rapid mobilization of highly skilled/technical staff, flexibility to change the mix of staff positions on an immediate and as-needed basis, the ability to reduce staff as workloads decrease, access to technical experts to support special tasks, and access to staff with wastewater project experience.

Status tables for the supplemental engineering services contract and labor summary for the 2022 Supplemental Engineering Services Contract with AECOM and Jacobs Project Management Co. are included below.

2022 Supplemental Engineering Services Contract Status (AECOM)			
	Total Fees		Time
Contract	\$29,700,000		60 months ⁽¹⁾
Actuals to Date	\$1,327,014	4.5%	20 Months 33.3%
Remaining	\$28,372,986	95.5%	40 Months 66.6%

⁽¹⁾ Assuming two additional 1-year extensions

2022 Supplemental Engineering Services Labor Summary (AECOM)		
	This Quarter	Inception to Date
Labor Hours	1,653	7,634
Full Time Equivalents	3.67	2.54
Labor Costs (no expenses)	\$302,452	\$1,294,057
Average Hourly Rate	\$182.97	\$169.51

2022 Supplemental Engineering Services Contract Status (Jacobs)				
	Total Fees		Time	
Contract	\$29,700,000		60 Months	⁽¹⁾
Actuals to Date	\$6,362,827	21.4%	20 Months	33.3%
Remaining	\$23,337,173	78.6%	40 Months	66.7%

⁽¹⁾ Assuming two additional 1-year extensions

2022 Supplemental Engineering Services Labor Summary (Jacobs)		
	This Quarter	Inception to Date
Labor Hours	12,000	39,566
Full Time Equivalent	25	15
Labor Costs (no expenses)	\$1,894,608	\$6,158,806
Average Hourly Rate	\$158	\$158

PART 5 – PROGRAMMING PROFESSIONAL SERVICES CONTRACT

In April of 2022, the OC San Board of Directors approved two Professional Service Agreements - one with Enterprise Automation and one with Maverick Technologies - to provide Programming Professional Services for a three-year period commencing May 11, 2022, through May 10, 2025, with two one-year renewal options. The Board approved the agreements for an amount not to exceed \$4,900,000 per individual agreement.

The programming professional services will program, test, commission, maintain, upgrade, and configure programmable logic controllers, HMI graphics, databases, servers, and networks for select projects. The benefits of using a programming professional services contract, as opposed to hiring full-time staff or limited-term employees, include the ability to provide the needed short-term resources during the execution of Project No. J-120, Process Control Systems Upgrades, rapid mobilization of highly skilled technical resources, flexibility to change the mix of needed resources to match project requirements, and the ability to increase or reduce project resources as workloads change.

Status tables for the programming professional services contract and labor summary for the 2022 Programming Professional Services Contract with Enterprise Automation and Maverick Technologies are included below.

2022 Programming Professional Services Contract Status (Enterprise Automation)				
	Total Fees		Time	
Contract	\$4,900,000		60 months	⁽¹⁾
Actuals to Date	\$1,504,953	31%	20 Months	33%
Remaining	\$3,395,047	69%	40 Months	67%

⁽¹⁾ Assuming two additional 1-year extensions

2022 Programming Professional Services Labor Summary (Enterprise Automation)		
	This Quarter	Inception to Date
Labor Hours	1579.25	8066.75
Full Time Equivalents	3.0	2.3
Labor Costs (no expenses)	\$295,021	\$1,504,870
Average Hourly Rate	\$187	\$187

2022 Programming Professional Services Contract Status (Maverick Technologies)				
	Total Fees		Time	
Contract	\$4,900,000		60 months	⁽¹⁾
Actuals to Date	\$560,834	11%	20 Months	33%
Remaining	\$4,339,166	89%	40 Months	67%

⁽¹⁾ Assuming two additional 1-year extensions

2022 Programming Professional Services Labor Summary (Maverick Technologies)		
	This Quarter	Inception to Date
Labor Hours	892.25	2973
Full Time Equivalents	1.7	0.9
Labor Costs (no expenses)	\$160,701	\$560,834
Average Hourly Rate	\$180	\$189

PART 6 – ON-CALL SERVICES AGREEMENTS

OC San uses three sets of on-call services agreements for coating inspection and corrosion testing; materials testing, inspection, and other geotechnical testing; and surveying. Services are typically requested by inspection supervisors as needs arise, and the work is generally spread among the available firms.

The table below lists the contract limits and funds expended to date for each of the agreements which became effective on March 23, 2022, and will expire on April 30, 2025. For each of these services, OC San typically uses a single firm for a particular construction contract.

Consultant	Contract Limit	Total Costs Incurred	Remaining
Coating Inspection Services (PSA2022-001)			
CSI Services, Inc.	\$300,000	\$36,412	\$263,588
Diversified Project Services Int'l (DPSI)	\$300,000	\$73,636	\$226,364
Geotechnical Testing Services (PSA2022-003)			
AESCO	\$400,000	\$270,702	\$129,298
Atlas Technical Consultants	\$400,000	\$201,022	\$198,978
Koury Engineering and testing, Inc.	\$400,000	\$141,204	\$258,796
MTGL, Inc	\$400,000	\$2,246	\$397,754
Surveying Services (PSA2022-002)			
D.Woolley & Associates	\$200,000	\$15,085	\$184,915
Michael Baker International, Inc.	\$200,000	\$8,848	\$191,152
Psomas	\$200,000	\$2,502	\$197,498
Stantec Consulting Services, Inc.	\$200,000	\$43,235	\$156,765

OC San uses an on-call corrosion engineering service agreement to perform condition assessments and an on-call corrosion engineering support agreement to support condition assessment and provide confined space entry support.

The table below list the contract limits and funds expended to date for each of the agreements. The Corrosion Management Support Services is a one-year agreement with four one-year renewal options that became effective on January 1, 2020. The Condition Assessment On-Call Contractor Support Services is a one-year agreement with four one-year renewal options that became effective on November 1, 2021, and will expire on October 31, 2022.

Consultant	Contract Limit	Total Costs Incurred	Remaining
Corrosion Management Support Services			
Corrpro Companies Inc	\$600,000	\$403,258	\$196,742
Condition Assessment On-Call Contractor Support Services			
Jamison Engineering Contractors, Inc	\$783,470	\$38,825	\$744,645

APPENDIX

Table 1 - Board-Awarded Construction Contracts

Project/Contract		Contractor	Award Date	Contract Amount				Contingency			
				Award	Change Orders	Current	% Spent	Original	Current	Used	Remaining
3-62	Westminster Blvd Force Main Replacement	Teichert Energy - Utilities Group, Inc.	12/18/2019	\$27,743,000	\$3,875,135	\$31,618,135	98.8%	10.0%	14.0%	14.0%	0.0%
3-64B	Los Alamitos Trunk Sewer Rehabilitation	Steve P. Rados, Inc.	05/26/2021	\$17,775,000	\$144,471	\$17,919,471	82.4%	10.0%	10.0%	0.8%	9.2%
3-67	Seal Beach Pump Station Replacement	Walsh Construction Company II, LLC	12/14/2023	\$97,032,743	\$0	\$97,032,743	0.0%	10.0%	10.0%	0.0%	10.0%
5-68	Newport Beach Pump Station Pressurization Improvements	Innovative Construction Solutions	04/25/2023	\$937,500	\$0	\$937,500	0.0%	10.0%	10.0%	0.0%	10.0%
7-65	Gisler-Red Hill Interceptor and Baker Force Main Rehabilitation	Steve P. Rados, Inc.	05/24/2023	\$44,706,000	(\$1,216,714)	\$43,489,286	0.0%	10.0%	10.0%	-2.7%	12.7%
7-66	Sunflower and Red Hill Interceptor Repairs	Charles King Company	07/28/2021	\$4,777,000	\$494,952	\$5,271,952	100.0%	10.0%	11.0%	10.4%	0.7%
7-68	MacArthur Force Main Improvements	SRK Engineering, Inc.	10/20/2023	\$3,897,000	\$0	\$3,897,000	0.0%	10.0%	10.0%	0.0%	10.0%
FE18-13	Redhill Relief Sewer Relocation at State Route 55	SRK Engineering, Inc.	06/22/2022	\$2,213,000	\$0	\$2,213,000	0.0%	15.0%	15.0%	0.0%	15.0%
FE18-14	Plant Water Pipeline Replacement in Kinnison, Lindstrom, and Scott Tunnels at Plant No. 2	MMC, Inc.	12/16/2020	\$1,134,000	\$4,348	\$1,138,348	47.1%	15.0%	15.0%	0.4%	14.6%
FE18-15	Plant Boiler System Relief at Plant No. 2	MMC, Inc.	04/28/2021	\$230,000	\$24,528	\$254,528	100.0%	15.0%	15.0%	10.7%	4.3%

Table 1 - Board-Awarded Construction Contracts

Project/Contract		Contractor	Award Date	Contract Amount				Contingency			
				Award	Change Orders	Current	% Spent	Original	Current	Used	Remaining
FE19-01	Pump Station Portable Generator Connectors	Pacific Industrial Electric	09/29/2021	\$1,207,479	\$87,020	\$1,294,499	69.6%	10.0%	16.0%	7.2%	8.8%
FE19-03	Trickling Filter Sludge and Scum Pumps Replacement at Plant No. 1	Garney Pacific, Inc.	02/23/2022	\$778,000	\$18,317	\$796,317	70.9%	10.0%	10.0%	2.4%	7.6%
FE19-04	Sunflower Pump Replacement at Plant No. 1	GSE Construction Company, Inc.	10/27/2021	\$2,123,200	\$0	\$2,123,200	42.2%	10.0%	10.0%	0.0%	10.0%
FE19-06	EPSA Motor Cooling Improvements at Plant No. 2	MMC, Inc.	09/29/2021	\$854,000	\$48,416	\$902,416	98.9%	10.0%	10.0%	5.7%	4.3%
FE19-08	Secondary Treatment VFD Replacements at Plant No. 2	ACS Engineering	03/23/2022	\$1,433,000	\$0	\$1,433,000	6.3%	10.0%	10.0%	0.0%	10.0%
FE20-01	Wastehauler Station Safety and Security Improvements	Leed Electric	09/28/2022	\$1,689,788	\$90,205	\$1,779,993	99.6%	10.0%	16.0%	5.3%	10.7%
FE20-03	Return Activated Sludge Discharge Piping Replacement at Activated Sludge Plant No. 1	GSE Construction Company, Inc.	12/15/2022	\$3,985,400	\$0	\$3,985,400	38.1%	10.0%	10.0%	0.0%	10.0%

Project/Contract		Contractor	Award Date	Contract Amount				Contingency			
				Award	Change Orders	Current	% Spent	Original	Current	Used	Remaining
FE20-04	Cengen Cooling Water Pipe Replacement at Plant No. 2	Innovative Construction Solutions	11/16/2022	\$3,487,600	\$0	\$3,487,600	3.4%	10.0%	10.0%	0.0%	10.0%
FE20-06	Thickening and Dewatering Building Pipe Support Improvements at Plant No. 1	Garney Pacific, Inc.	02/23/2022	\$793,000	\$8,062	\$801,062	100.0%	10.0%	10.0%	1.0%	9.0%
FE20-07	Santa Ana Trunk Rehabilitation at Plant No. 1	Sancon Technologies Inc.	04/27/2022	\$395,082	\$5,497	\$400,579	100.0%	20.0%	20.0%	1.4%	18.6%
FE20-08	Olive Sub-Trunk Siphon Rehabilitation at Santa Ana River	MMC, Inc.	04/26/2023	\$1,944,000	\$0	\$1,944,000	0.0%	10.0%	10.0%	0.0%	10.0%
FE20-09	CenGen Smoke Detection Improvements at Plant No. 1 and No. 2	ADT Commercial, LLC	12/15/2022	\$313,000	\$0	\$313,000	85.6%	10.0%	10.0%	0.0%	10.0%
FE21-07	Liquid Oxygen Tank A Replacement at Plant No. 2	J.R. Filanc Construction Company, Inc.	01/18/2023	\$2,608,007	\$0	\$2,608,007	8.0%	10.0%	10.0%	0.0%	10.0%
FR1-0005	Cengen and 12Kv Service Center Switchgear Battery System Upgrades at Plant No. 1	Mass Electric Construction Co.	11/27/2023	\$970,000	\$0	\$970,000	0.0%	10.0%	10.0%	0.0%	10.0%
FR1-0007R	Control Center Offices and Day Training Room	A2Z Construct Inc.	12/14/2023	\$348,000	\$0	\$348,000	0.0%	10.0%	10.0%	0.0%	10.0%

Project/Contract		Contractor	Award Date	Contract Amount				Contingency			
				Award	Change Orders	Current	% Spent	Original	Current	Used	Remaining
	Remodeling at Plant No. 1										
FR1-0011	VFD Replacements at Plant No. 1	ACS Engineering	12/15/2022	\$1,214,888	\$0	\$1,214,888	3.5%	10.2%	10.2%	0.0%	10.2%
FR1-0016	Waste Sidestream Pump Station VFD replacements at Plant No.1	Leed Electric	03/23/2022	\$344,889	\$0	\$344,889	78.3%	15.0%	15.0%	0.0%	15.0%
FR1-0017	Trickling Filter Valve Replacement at Plant No. 1	Vicon Enterprise	12/14/2023	\$257,300	\$0	\$257,300	0.0%	10.0%	10.0%	0.0%	10.0%
FR2-0018	Activated Sludge Clarifier Repairs at Plant No. 2	Garney Pacific, Inc.	07/27/2022	\$5,091,686	\$0	\$5,091,686	65.9%	10.0%	10.0%	0.0%	10.0%
FR2-0026	Headworks Phase 3 Cable Replacement at Plant No. 2	ACS Engineering	02/22/2023	\$575,360	\$0	\$575,360	7.0%	20.0%	20.0%	0.0%	20.0%
J-117B	Outfall Low Flow Pump Station	Shimmick Construction	12/19/2018	\$90,200,000	\$3,954,294	\$94,154,294	87.4%	8.0%	8.0%	4.4%	3.6%
J-120	Process Control Systems Upgrades	ABB, Inc.	07/28/2021	\$11,818,480	(\$14,679)	\$11,803,801	16.7%	10.0%	10.0%	-0.1%	10.1%
J-135B	Engine and Generator Overhauls at Plant No. 1 and 2	Cooper Machinery Services	07/27/2022	\$29,361,029	\$2,554,900	\$31,915,929	40.1%	10.0%	15.6%	8.7%	6.9%
MP-307	Bushard Diversion Structure Repair	Abhe - Svoboda, Inc.	06/22/2022	\$1,762,545	\$0	\$1,762,545	0.0%	10.0%	10.0%	0.0%	10.0%
P1-105	Headworks Rehabilitation at Plant 1	Kiewit Infrastructure West Co.	03/24/2021	\$222,330,000	\$2,571,221	\$224,901,221	36.7%	4.0%	4.0%	1.2%	2.8%
P1-128A	Headquarters Complex at Plant No. 1	Swinerton Builders	05/26/2021	\$102,544,973	\$3,053,500	\$105,598,473	94.5%	5.0%	5.0%	3.0%	2.0%

Project/Contract		Contractor	Award Date	Contract Amount				Contingency			
				Award	Change Orders	Current	% Spent	Original	Current	Used	Remaining
P1-128A.1	Headquarters Complex at Plant No. 1	EIDIM Group, Inc.	09/20/2023	\$1,580,000	\$0	\$1,580,000	0.9%	10.0%	10.0%	0.0%	10.0%
P1-132	Uninterruptable Power Supply Improvements at Plant 1	Leed Electric	12/15/2022	\$5,765,789	\$0	\$5,765,789	35.8%	10.0%	10.0%	0.0%	10.0%
P1-133	Primary Sedimentation Basins No. 6-31 Reliability Improvements at Plant No. 1	Shimmick Construction	02/23/2022	\$6,275,000	\$0	\$6,275,000	60.7%	10.0%	10.0%	0.0%	10.0%
P1-134	South Perimeter Security and Utility Improvements at Plant No.1	Tovey-Shultz Construction, Inc.	07/28/2021	\$4,396,779	\$329,003	\$4,725,782	97.7%	10.0%	10.0%	7.5%	2.5%
P2-122	Headworks Modifications at Plant No. 2 for GWRS Final Expansion	Shimmick Construction	01/22/2020	\$14,487,735	\$739,246	\$15,226,981	100.0%	10.0%	10.0%	5.1%	4.9%
P2-127	Collections Yard Relocation and Warehouse Demolition at Plant No. 2	Archico Design Build, Inc.	09/19/2023	\$6,500,000	\$0	\$6,500,000	0.0%	10.0%	10.0%	0.0%	10.0%
P2-98A	A-Side Primary Clarifiers Replacement at Plant 2	PCL CONSTRUCTION INC.	05/26/2021	\$111,405,880	\$934,874	\$112,340,754	34.2%	6.0%	6.0%	0.8%	5.2%

Project/Contract		Contractor	Award Date	Contract Amount				Contingency			
				Award	Change Orders	Current	% Spent	Original	Current	Used	Remaining
RE21-01	Supercritical Water Oxidation Demonstration at Plant No. 1	Garney Pacific, Inc.	12/15/2022	\$1,172,000	\$78,842	\$1,250,842	94.3%	10.0%	10.0%	6.7%	3.3%
SC19-06	EPSA Standby Power Generator Control Upgrades at Plant No. 2	Shimmick Construction	10/17/2023	\$3,500,000	\$0	\$3,500,000	2.5%	10.0%	10.0%	0.0%	10.0%
SC22-01	EPSA Electrical Building and Distribution Center H HVAC System Replacement at Plant No. 2	Trane U.S. Inc.	06/28/2023	\$3,862,000	\$0	\$3,862,000	17.5%	10.0%	10.0%	0.0%	10.0%
			Total	\$847,821,132	\$17,785,438	\$865,606,570					

Table 2 - GM Awarded Construction Contracts

Project/Contract		Contractor	Award Date	Contract Amount			
				Award	Change Orders	Current	% Spent
FE21-06	Chemical Dosing Station Installation at Westside Pump Station	RP Controls, Inc.	05/09/2023	\$62,565	\$0	\$62,565	0.0%
FR2-0022	Digester O Structural Repairs at Plant No. 2	Jamison Engineering	03/14/2022	\$89,500	\$0	\$89,500	0.0%
FR2-0025	Digester O-T and Q-R Bridge Repair at Plant No. 2	O'Connell Engineering & Construction, Inc.	03/14/2022	\$115,450	\$38,000	\$153,450	87.6%
MP2-002	Ella Tunnel Walkway Replacement at Plant 2	O'Connell Engineering & Construction, Inc.	10/20/2022	\$49,450	\$0	\$49,450	100.0%
			Total	\$316,965	\$38,000	\$354,965	

Table 3 - Operations Committee Awarded Construction Contracts

Project/Contract		Contractor	Award Date	Contract Amount			
				Award	Change Orders	Current	% Spent
FE19-13	VFD Replacements at Seal Beach Pump Station	Energy Management Corporation	02/02/2022	\$138,650	\$3,991	\$142,641	100.0%
FR2-0029	Influent Pump Station Plant Water Piping Repair at Plant No. 2	W.A. Rasic Construction Company	06/07/2023	\$177,063	\$0	\$177,063	0.0%
SC23-01	Electric Vehicle Charging Stations and Network Installation	Chargie, LLC	11/14/2023	\$143,225	\$0	\$143,225	0.0%
			Total	\$458,938	\$3,991	\$462,929	

Table 4 - Closed Board-Awarded Construction Contracts

Project/Contract	Contractor	Award Date	Closed Date	Contract Amount			Contingency		
				Award	Change Orders	Final	Original	Final	Unused
			Total						
No Board-awarded construction contracts closed this quarter									

Table 5 - Closed GM-Awarded Construction Contracts

Project/Contract	Contractor	Award Date	Closed Date	Original Award Amount	Change Orders	Final Contract Amount	Final Change Order Rate
			Total				
No GM-awarded construction contract closed this quarter							

Table 6 - Closed Committee-Awarded Construction Contracts

Project/Contract	Contractor	Award Date	Closed Date	Original Award Amount	Change Orders	Final Contract Amount	Final Change Order Rate
			Total				
No Committee-awarded construction contract closed this quarter							

Table 7 - Active Professional Design and Related Services Agreements

Project/Contract		Consultant	Type	Award Date	Contract Amount				Contingency			
					Award	Amendments	Current	% Spent	Original	Current	Used	Remaining
11-33	Edinger Pump Station Replacement	Arcadis U.S., Inc.	PDSA	09/27/2023	\$3,125,590	\$0	\$3,125,590	34%	10.0%	10.0%	0.0%	10.0%
1-23	Santa Ana Trunk Sewer Rehabilitation	Stantec Consulting Services, Inc.	PDSA	04/27/2022	\$3,880,000	\$0	\$3,880,000	54%	10.0%	10.0%	0.0%	10.0%
1-24	Greenville Trunk Improvements	Brown and Caldwell	PDSA	10/26/2022	\$4,730,000	\$0	\$4,730,000	29%	10.0%	10.0%	0.0%	10.0%
2-49	Taft Branch Improvements	Woodard & Curran, Inc.	PDSA	02/24/2021	\$2,200,000	\$97,450	\$2,297,450	94%	10.0%	10.0%	4.4%	5.6%
3-60	Knott - Miller Holder Artesia Branch Rehabilitation	Dudek	PDSA	10/24/2023	\$1,200,000	\$0	\$1,200,000	0%	10.0%	10.0%	0.0%	10.0%
3-62	Westminster Blvd Force Main Replacement	Stantec Consulting Services, Inc.	PCSA	12/18/2019	\$1,183,000	\$0	\$1,183,000	50%	10.0%	10.0%	0.0%	10.0%
3-64	Rehabilitation of Western Regional Sewers	AECOM Technical Services, Inc.	PDSA	01/27/2016	\$17,639,250	\$195,850	\$17,835,100	63%	10.0%	10.0%	1.1%	8.9%
3-64B	Los Alamitos Trunk Sewer Rehabilitation	AECOM Technical Services, Inc.	PCSA	05/26/2021	\$610,000	\$0	\$610,000	65%	10.0%	10.0%	0.0%	10.0%
3-67	Seal Beach Pump Station Replacement	Lee & Ro, Inc.	PCSA	12/14/2023	\$6,148,000	\$0	\$6,148,000	0%	10.0%	10.0%	0.0%	10.0%

Table 7 - Active Professional Design and Related Services Agreements

Project/Contract		Consultant	Type	Award Date	Contract Amount				Contingency			
					Award	Amendments	Current	% Spent	Original	Current	Used	Remaining
3-67	Seal Beach Pump Station Replacement	Lee & Ro, Inc.	PDSA	12/18/2019	\$5,947,850	\$744,435	\$6,692,285	97%	10.0%	12.6%	12.5%	0.1%
5-67	Bay Bridge Pump Station Replacement	Arcadis U.S., Inc.	PDSA	10/25/2017	\$7,137,000	\$1,779,825	\$8,916,825	84%	10.0%	35.0%	24.9%	10.1%
5-68	Newport Beach Pump Station Pressurization Improvements	Dudek	PCSA	02/01/2023	\$124,979	\$0	\$124,979	10%	10.0%	10.0%	0.0%	10.0%
5-68	Newport Beach Pump Station Pressurization Improvements	Dudek	PDSA	05/27/2020	\$542,988	\$0	\$542,988	87%	10.0%	10.0%	0.0%	10.0%
6-20	Fairview Trunk Rehabilitation	Dudek	PDSA	07/27/2022	\$1,200,000	\$0	\$1,200,000	35%	10.0%	10.0%	0.0%	10.0%
7-65	Gisler-Red Hill Interceptor and Baker Force Main Rehabilitation	CDM Smith Inc.	PCSA	05/24/2023	\$988,460	\$0	\$988,460	11%	10.0%	10.0%	0.0%	10.0%
7-65	Gisler-Red Hill Interceptor and Baker Force Main Rehabilitation	CDM Smith Inc.	PDSA	09/23/2020	\$1,754,000	\$175,400	\$1,929,400	100%	10.0%	10.0%	10.0%	0.0%
7-66	Sunflower and Red Hill Interceptor Repairs	GHD, Inc.	PCSA	07/28/2021	\$166,000	\$0	\$166,000	48%	10.0%	10.0%	0.0%	10.0%

Table 7 - Active Professional Design and Related Services Agreements

Project/Contract		Consultant	Type	Award Date	Contract Amount				Contingency			
					Award	Amendments	Current	% Spent	Original	Current	Used	Remaining
7-68	MacArthur Force Main Improvements	Michael Baker International, Inc.	PCSA	09/11/2023	\$272,002	\$0	\$272,002	0%	10.0%	10.0%	0.0%	10.0%
7-68	MacArthur Force Main Improvements	Michael Baker International, Inc.	PDSA	05/26/2021	\$500,000	\$0	\$500,000	100%	10.0%	10.0%	0.0%	10.0%
FR1-0007	Control Center Offices and Day Training Room Remodeling at Plant No. 1	AECOM Technical Services, Inc.	PSA	07/24/2017	\$48,000	\$33,351	\$81,351	88%	N/A	N/A	69.5%	N/A
J-117B	Outfall Low Flow Pump Station	SEL Engineering Services Inc.	PSA	03/27/2019	\$1,096,074	\$0	\$1,096,074	61%	10.0%	10.0%	0.0%	10.0%
J-117B	Outfall Low Flow Pump Station	Brown and Caldwell	PCSA	12/19/2018	\$8,563,913	\$824,932	\$9,388,845	76%	10.0%	10.0%	9.6%	0.4%
J-124	Digester Gas Facilities Replacement	Brown and Caldwell	PDSA	11/15/2017	\$11,770,000	\$1,177,000	\$12,947,000	98%	10.0%	89.9%	10.0%	79.9%
J-98	Electrical Power Distribution System Improvements	Schweitzer Engineering Laboratories, Inc	PSA	03/25/2020	\$1,296,878	\$0	\$1,296,878	36%	10.0%	10.0%	0.0%	10.0%
J-98	Electrical Power Distribution System Improvements	Brown and Caldwell	PDSA	02/26/2020	\$2,240,000	\$147,592	\$2,387,592	97%	10.0%	10.0%	6.6%	3.4%
P1-105	Headworks Rehabilitation at Plant 1	SEL Engineering Services Inc.	PSA	11/08/2023	\$137,275	\$0	\$137,275	0%	9.3%	9.3%	0.0%	9.3%

Table 7 - Active Professional Design and Related Services Agreements

Project/Contract		Consultant	Type	Award Date	Contract Amount				Contingency			
					Award	Amendments	Current	% Spent	Original	Current	Used	Remaining
P1-105	Headworks Rehabilitation at Plant 1	Carollo Engineers, Inc	PCSA	03/24/2021	\$16,500,000	\$0	\$16,500,000	38%	10.0%	10.0%	0.0%	10.0%
P1-126	Primary Sedimentation Basins No. 3-5 Replacement at Plant No. 1	Black & Veatch	PDSA	04/27/2022	\$14,163,000	\$177,504	\$14,340,504	18%	10.0%	10.0%	1.3%	8.7%
P1-128A	Headquarters Complex at Plant No. 1	HDR Engineering, Inc.	PCSA	05/26/2021	\$4,900,000	\$512,159	\$5,412,159	82%	10.0%	12.0%	10.5%	1.5%
P1-128A	Headquarters Complex at Plant No. 1	AECOM Technical Services, Inc.	PSA	04/28/2021	\$6,750,000	\$0	\$6,750,000	74%	10.0%	10.0%	0.0%	10.0%
P1-132	Uninterruptable Power Supply Improvements at Plant 1	Tetra Tech, Inc.	PCSA	11/09/2023	\$217,830	\$0	\$217,830	19%	10.0%	10.0%	0.0%	10.0%
P1-132	Uninterruptable Power Supply Improvements at Plant 1	Tetra Tech, Inc.	PDSA	11/20/2019	\$784,630	\$62,755	\$847,385	97%	10.0%	10.0%	8.0%	2.0%
P1-133	Primary Sedimentation Basins No. 6-31 Reliability Improvements at Plant No. 1	Carollo Engineers, Inc	PCSA	03/23/2022	\$530,000	\$0	\$530,000	43%	10.0%	10.0%	0.0%	10.0%
P1-134	South Perimeter Security and	HDR Engineering, Inc.	PCSA	07/28/2021	\$235,000	\$0	\$235,000	52%	10.0%	10.0%	0.0%	10.0%

Table 7 - Active Professional Design and Related Services Agreements

Project/Contract		Consultant	Type	Award Date	Contract Amount				Contingency			
					Award	Amendments	Current	% Spent	Original	Current	Used	Remaining
	Utility Improvements at Plant No.1											
P1-137	Supports Buildings Seismic Improvements at Plant No. 1	Simpson, Gumpertz, and Heger	PDSA	07/27/2022	\$1,900,000	\$151,537	\$2,051,537	47%	10.0%	10.0%	8.0%	2.0%
P1-140	Activated Sludge-1 and Secondary Clarifier Rehabilitation	HDR Engineering, Inc.	PDSA	12/15/2022	\$18,462,443	\$0	\$18,462,443	12%	10.0%	10.0%	0.0%	10.0%
P2-122	Headworks Modifications at Plant No. 2 for GWRS Final Expansion	CDM Smith Inc.	PCSA	01/22/2020	\$2,200,000	\$0	\$2,200,000	86%	10.0%	10.0%	0.0%	10.0%
P2-123	Return Activated Sludge Piping Replacement at Plant 2	Spec Services, Inc.	PCSA	09/25/2019	\$252,329	\$25,233	\$277,562	100%	10.0%	10.0%	10.0%	0.0%
P2-124	Interim Food Waste Receiving Facility	Kennedy/Jenks Consultants, Inc.	PDSA	09/26/2018	\$695,000	\$31,168	\$726,168	100%	10.0%	10.0%	4.5%	5.5%
P2-128	TPAD Digester Facility at Plant No.2	Brown and Caldwell	PDSA	07/22/2020	\$39,300,000	\$2,805,161	\$42,105,161	58%	10.0%	10.0%	7.1%	2.9%

Table 7 - Active Professional Design and Related Services Agreements

Project/Contract		Consultant	Type	Award Date	Contract Amount				Contingency			
					Award	Amendments	Current	% Spent	Original	Current	Used	Remaining
P2-135	Chemical Systems Rehabilitation at Plant No. 2	Lee & Ro, Inc.	PDSA	03/22/2023	\$862,328	\$54,748	\$917,076	26%	10.0%	10.0%	6.3%	3.7%
P2-137	Digesters Rehabilitation at Plant No. 2	CDM Smith Inc.	PDSA	03/23/2022	\$2,700,000	\$270,000	\$2,970,000	61%	10.0%	10.0%	10.0%	0.0%
P2-138	Operations and Maintenance Facility Improvements at Plant No. 2	Stantec Architecture Inc.	PDSA	01/25/2023	\$7,914,529	\$431,414	\$8,345,943	12%	10.0%	10.0%	5.5%	4.5%
P2-98A	A-Side Primary Clarifiers Replacement at Plant 2	SEL Engineering Services Inc.	PSA	05/23/2023	\$97,399	\$0	\$97,399	0%	0.0%	0.0%	0.0%	0.0%
P2-98A	A-Side Primary Clarifiers Replacement at Plant 2	Black & Veatch	PCSA	05/26/2021	\$8,400,000	\$0	\$8,400,000	39%	10.0%	10.0%	0.0%	10.0%
PS18-09	Ocean Outfall Condition Assessment and Scoping Study	Carollo Engineers, Inc	PSA	03/25/2020	\$2,744,000	\$2,009,067	\$4,753,067	92%	10.0%	80.0%	73.2%	6.8%
PS20-02	Collection System Flow Level Monitoring Study	Woodard & Curran, Inc.	PSA	07/28/2021	\$616,562	\$0	\$616,562	49%	0.0%	10.0%	0.0%	10.0%

Table 7 - Active Professional Design and Related Services Agreements

Project/Contract		Consultant	Type	Award Date	Contract Amount				Contingency			
					Award	Amendments	Current	% Spent	Original	Current	Used	Remaining
PS20-05	Cen Gen Pressure Vessel Integrity Assessment at Plant Nos. 1 and 2	Pond & Company	PSA	02/23/2022	\$235,133	\$0	\$235,133	25%	10.0%	10.0%	0.0%	10.0%
PS21-01	Exterior Lighting Study at Plant Nos. 1 and 2	IDS Group, Inc.	PSA	09/07/2022	\$151,660	\$0	\$151,660	68%	10.0%	10.0%	0.0%	10.0%
PS21-04	Energy and Digester Gas Master Plan	Brown and Caldwell	PSA	06/22/2022	\$1,438,036	\$0	\$1,438,036	54%	10.0%	10.0%	0.0%	10.0%
PS21-06	Urban Runoff Optimization Study	Michael Baker International, Inc.	PSA	10/16/2023	\$711,230	\$0	\$711,230	27%	10.0%	10.0%	0.0%	10.0%
RE21-01	Supercritical Water Oxidation Demonstration at Plant No. 1	374Water Systems, Inc.	PSA	12/15/2021	\$5,139,000	\$68,595	\$5,207,595	40%	10.0%	10.0%	1.3%	8.7%
Total					\$222,401,368	\$11,775,176	\$234,176,544					

Table 8 - Active Task Orders by Master Agreement

Agreement/Project		Consultant	Award Date	Original Task Order Value	Amendments	Current Task Order Value	% Spent
2017 Master Agreements for Planning Studies							
PS19-03	Laboratory Rehabilitation Feasibility Study	HDR Engineering, Inc.	10/20/2020	\$274,888	\$0	\$274,888	81%
2018 Master Professional Design Service Agreements							
FE18-06	CenGen Instrument Air Compressors Replacement at Plant No. 1	IDS Group, Inc.	04/27/2020	\$89,876	\$0	\$89,876	69%
FE18-13	Redhill Relief Sewer Relocation at State Route 55	GHD, Inc.	03/27/2020	\$168,612	\$105,331	\$273,943	84%
FE18-14	Plant Water Pipeline Replacement in Kinnison, Lindstrom, and Scott Tunnels at Plant No. 2	Dudek	11/06/2019	\$108,308	\$0	\$108,308	96%
FE18-15	Plant Boiler System Relief at Plant No. 2	IDS Group, Inc.	10/22/2019	\$23,299	\$0	\$23,299	55%
FE18-20	DAFT Air Compressors Replacement at Plant No. 1	HDR Engineering, Inc.	08/18/2020	\$243,954	\$11,982	\$255,936	96%
FE19-02	Cengen Plant Water Pipe Replacement at Plant No. 1	AECOM Technical Services, Inc.	07/08/2020	\$156,498	\$143,378	\$299,876	73%
FE19-03	Trickling Filter Sludge and Scum Pumps Replacement at Plant No. 1	Black & Veatch	09/02/2020	\$244,728	\$55,272	\$300,000	97%
FE19-06	EPSA Motor Cooling Improvements at Plant No. 2	IDS Group, Inc.	05/05/2020	\$88,206	\$10,541	\$98,747	95%
FE19-10	Digesters C, D, F, G and I Gas Balance Lines Replacement at Plant No. 2	GHD, Inc.	02/03/2021	\$25,000	\$65,749	\$90,749	78%
FE19-11	Primary Clarifiers Nos. 6-31 Lighting and Alarm Improvements at Plant No. 1	AECOM Technical Services, Inc.	09/21/2020	\$226,685	\$6,137	\$232,822	75%
FE19-13	VFD Replacements at Seal Beach Pump Station	AECOM Technical Services, Inc.	03/24/2021	\$78,033	\$0	\$78,033	60%
FE20-01	Wastehauler Station Safety and Security Improvements	AECOM Technical Services, Inc.	03/16/2021	\$161,012	\$16,247	\$177,259	90%
FE20-02	Digester C, D, F, and G Mechanical Rehabilitation at Plant No. 2	HDR Engineering, Inc.	03/02/2021	\$188,212	\$34,352	\$222,564	84%

Table 8 - Active Task Orders by Master Agreement

Agreement/Project		Consultant	Award Date	Original Task Order Value	Amendments	Current Task Order Value	% Spent
FE20-03	Return Activated Sludge Discharge Piping Replacement at Activated Sludge Plant No. 1	GHD, Inc.	06/14/2021	\$249,000	\$0	\$249,000	89%
FE20-04	Cengen Cooling Water Pipe Replacement at Plant No. 2	Dudek	05/18/2021	\$240,000	\$60,000	\$300,000	96%
FE20-05	Plant Water Piping Replacement at Secondary Clarifiers 1-26 at Plant No. 1	IDS Group, Inc.	06/22/2021	\$186,626	\$0	\$186,626	75%
FE20-08	Olive Sub-Trunk Siphon Rehabilitation at Santa Ana River	Dudek	06/10/2021	\$240,000	\$0	\$240,000	89%
FE20-09	CenGen Smoke Detection Improvements at Plant No. 1 and No. 2	IDS Group, Inc.	06/15/2021	\$63,275	\$0	\$63,275	82%
FR1-0011	VFD Replacements at Plant No. 1	Black & Veatch	04/08/2021	\$283,000	\$17,000	\$300,000	83%
FRC-0009	Bitter Point Trunk Sewer Repair at Bitter Point Pump Station	GHD, Inc.	06/17/2021	\$159,451	\$0	\$159,451	83%
2020 Master Agreements for Planning Studies							
PS19-03	Laboratory Rehabilitation Feasibility Study	Hazen and Sawyer	01/17/2023	\$23,825	\$0	\$23,825	100%
PS20-09	Thickening & Dewatering Plant Water Study at Plant No. 1	HDR Engineering, Inc.	04/21/2022	\$219,670	\$0	\$219,670	59%
PS21-08	Pure Oxygen Activated Sludge Operations Study at Plant No. 2	Hazen and Sawyer	09/22/2022	\$241,791	\$55,413	\$297,204	99%
PS21-10	Integrated Nitrogen Management	Hazen and Sawyer	10/19/2023	\$247,000	\$0	\$247,000	0%
2021 Master Professional Design Service Agreements							
FE21-08	Newhope-Placentia Sewer Manhole Replacements	GHD, Inc.	02/28/2023	\$235,820	\$0	\$235,820	72%
FE22-01	Platform Modifications for Process Areas at Plant No. 1 and No. 2	ProjectLine Technical Services, Inc.	03/14/2023	\$159,296	\$0	\$159,296	76%
FR1-0017	Trickling Filter Valve Replacement at Plant No. 1	Dudek	08/16/2022	\$101,108	\$0	\$101,108	84%

Table 8 - Active Task Orders by Master Agreement

Agreement/Project		Consultant	Award Date	Original Task Order Value	Amendments	Current Task Order Value	% Spent
FR1-0018	Dewatering Centrifuge Diverter Gate Improvements at Plant No. 1	Dudek	08/16/2022	\$140,000	\$93,191	\$233,191	34%
FR2-0023	Activated Sludge Clarifier Entry Improvements at Plant No. 2	AECOM Technical Services, Inc.	01/13/2022	\$120,030	\$79,828	\$199,858	56%
FR2-0027	Heavy Mechanics Group Office Space Upgrade at Plant No. 2	ProjectLine Technical Services, Inc.	09/13/2022	\$126,153	\$0	\$126,153	88%
FRC-0010	Warner Avenue Vault Cover Improvements	Kleinfelder, Inc.	11/16/2021	\$205,000	\$43,128	\$248,128	85%
FRC-0014	Magnolia Sewer Manhole Abandonment at Interstate-5	Brown and Caldwell	03/15/2023	\$195,055	\$0	\$195,055	17%
FRJ-0003	Interplant Gas Line Blow Off Vault Repairs	Dudek	09/08/2022	\$165,000	\$55,091	\$220,091	76%
J-120A	Control Room Reconfiguration at Plant No.1	ProjectLine Technical Services, Inc.	12/04/2023	\$255,036	\$0	\$255,036	0%
P2-127	Collections Yard Relocation and Warehouse Demolition at Plant No. 2	ProjectLine Technical Services, Inc.	08/02/2022	\$188,898	\$83,284	\$272,182	71%
SC19-06	EPSA Standby Power Generator Control Upgrades at Plant No. 2	Spec Services, Inc.	11/03/2021	\$241,153	\$58,847	\$300,000	73%
Design Installation, Implementation and Maintenance of a Process Control System Master Agreement							
J-120	Process Control System Upgrade	ABB (Contractor/Consultant)	9/15/2021	\$11,818,480	-\$14,679	\$11,803,801	30%
			Total	\$6,363,498	\$994,771	\$7,358,269	

Table 9 - Planning Studies Status Report

Project Number	Project Name	Status	Allocated Budget
PS18-06	Go/No-Go Lights and Signage	Active	\$495,000
PS18-09	Ocean Outfall Condition Assessment and Scoping Study	Active	\$5,302,717
PS19-03	Laboratory Rehabilitation Feasibility Study	Active	\$450,000
PS20-02	Collection System Flow Level Monitoring Study	Active	\$743,218
PS20-08	Euclid Trunk Sewer Hydraulic Modeling and Odor Control Analyses	Active	\$500,000
PS20-09	Thickening & Dewatering Plant Water Study at Plant No. 1	Active	\$400,000
PS21-01	Exterior Lighting Study at Plant Nos. 1 and 2	Active	\$345,533
PS21-02	Public Announcement and Fire System at Plant Nos. 1 and 2	Active	\$500,000
PS21-04	Energy and Digester Gas Master Plan	Active	\$1,785,000
PS21-05	CAD Design Manual Update for 3D Design	Active	\$758,000
PS21-06	Urban Runoff Optimization Study	Active	\$1,100,000
PS21-07	Process Simulation Model Development for Cen Gen Facilities	Active	\$211,192
PS21-08	Pure Oxygen Activated Sludge Operations Study at Plant No. 2	Active	\$360,000
PS21-10	Integrated Nitrogen Management	Active	\$372,000
PS22-02	Onsite Oxygen Generation Feasibility Study at Plant No. 2	Active	\$295,000
PS23-01	Fleet Facilities Improvements Study	Active	\$350,000
PS23-02	Staff Parking Study at Plant No. 2	Active	\$163,000
PS23-03	2025 Outfall Initial Dilution Model	Active	\$370,000
PS23-04	Digital Asset Management Study	Active	\$630,000
Grand Total			\$15,130,660
Number of Chartered Projects			19
Board Approved Program Budget			\$28,652,000
Remaining Unallocated Budget			\$13,521,340

Table 10 - Research Program Status Report

Project Number	Project Name	Status	Allocated Budget
RE20-06	Co-Thickened Sludge Pump Trial at Plant No. 1	Active	\$160,000
RE21-01	Supercritical Water Oxidation Demonstration at Plant No. 1	Active	\$7,941,029
Grand Total			\$8,101,029
Number of Chartered Projects			2
Board Approved Program Budget			\$10,000,000
Remaining Unallocated Budget			\$1,898,971

Table 11 - Small Construction Projects Program Status Report

Project Number	Project Name	Status	Allocated Budget
FE18-06	CenGen Instrument Air Compressors Replacement at Plant No. 1	Active	\$1,150,000
FE18-13	Redhill Relief Sewer Relocation at State Route 55	Active	\$3,550,000
FE18-14	Plant Water Pipeline Replacement in Kinnison, Lindstrom, and Scott Tunnels at Plant No. 2	Active	\$2,300,000
FE18-15	Plant Boiler System Relief at Plant No. 2	Active	\$675,000
FE18-16	Truck Loading Basement Drain Modifications at Plant No. 1	Active	\$592,000
FE18-20	DAFT Air Compressors Replacement at Plant No. 1	Active	\$1,360,000
FE19-01	Pump Station Portable Generator Connectors	Active	\$2,570,000
FE19-02	Cengen Plant Water Pipe Replacement at Plant No. 1	Active	\$4,165,000
FE19-03	Trickling Filter Sludge and Scum Pumps Replacement at Plant No. 1	Active	\$3,200,000
FE19-04	Sunflower Pump Replacement at Plant No. 1	Active	\$4,300,000
FE19-06	EPSA Motor Cooling Improvements at Plant No. 2	Active	\$1,825,000
FE19-08	Secondary Treatment VFD Replacements at Plant No. 2	Active	\$2,900,000
FE19-10	Digesters C, D, F, G and I Gas Balance Lines Replacement at Plant No. 2	Active	\$1,200,000
FE19-11	Primary Clarifiers Nos. 6-31 Lighting and Alarm Improvements at Plant No. 1	Active	\$1,250,000
FE19-12	Rebuild Shop Fume Extractor Installation at Plant No. 1	Active	\$560,000
FE19-13	VFD Replacements at Seal Beach Pump Station	Active	\$520,000
FE20-01	Wastehauler Station Safety and Security Improvements	Active	\$2,803,000
FE20-02	Digester C, D, F, and G Mechanical Rehabilitation at Plant No. 2	Active	\$3,950,000
FE20-03	Return Activated Sludge Discharge Piping Replacement at Activated Sludge Plant No. 1	Active	\$6,840,000
FE20-04	Cengen Cooling Water Pipe Replacement at Plant No. 2	Active	\$5,180,000
FE20-05	Plant Water Piping Replacement at Secondary Clarifiers 1-26 at Plant No. 1	Active	\$1,545,000
FE20-07	Santa Ana Trunk Rehabilitation at Plant No. 1	Active	\$765,000
FE20-08	Olive Sub-Trunk Siphon Rehabilitation at Santa Ana River	Active	\$3,500,000
FE20-09	CenGen Smoke Detection Improvements at Plant No. 1 and No. 2	Active	\$950,000
FE21-01	Plasma Cutting Fume Extractor installation at Plant No. 1 Rebuild Shop	Active	\$400,700
FE21-02	Lighting Improvements Boiler and Sludge Dewatering Areas at Plant No. 1	Active	\$320,000
FE21-04	Thickening and Dewatering Facility Handrail Installation at Plant No. 1	Active	\$230,000
FE21-06	Chemical Dosing Station Installation at Westside Pump Station	Active	\$560,000
FE21-07	Liquid Oxygen Tank A Replacement at Plant No. 2	Active	\$3,800,000
FE21-08	Newhope-Placentia Sewer Manhole Replacements	Active	\$1,225,000
FE22-01	Platform Modifications for Process Areas at Plant No. 1 and No. 2	Active	\$1,300,000
FE22-02	Liquid Oxygen Tank B Replacement at Plant No. 2	Active	\$4,200,000
FE23-01	Digester Gas Compressor Dryer Replacements at Plant Nos. 1 and 2	Active	\$8,000,000
FE23-04	Truck Loading Scale Replacement at Plant No. 2	Active	\$916,000
Grand Total			\$78,601,700
Number of Chartered Projects			34
Board Approved Program Budget			\$90,000,000
Remaining Unallocated Budget			\$11,398,300

Table 12 - Information Technology Capital Program Status Report

Project Number	Project Name	Status	Allocated Budget
IT19-01	IT Safety VPP Systems (IT19-01)	Active	\$210,000
IT19-05	IT P1 & P2 Data Refresh (IT19-05)	Active	\$1,200,000
IT20-05	Client Management Modernization (ICE-69_IT20-05) 6520005	Active	\$99,000
IT20-08	Field Computer for Nerissa and Interface with LIMS(ICE-68_IT20-07) 6520008	Active	\$121,000
IT20-10	Digitize Quality Assurance Tracking Processes/TNI/ELAP Standards (ICE-76_IT20-10) 6520010	Active	\$145,700
IT21-04	Databridge Scale Management Software (ICE - 84_IT21-04)	Active	\$42,752
IT22-02	Two Routers and Two Switches for Dual ISPs (ICE - 94_IT22-02) 6522002	Active	\$80,000
IT23-02	RMIS (Laserefische) Implementation - Phase 2 (ICE - 97_IT23-02)	Active	\$204,624
IT23-03	Workforce Timecard Migration (ICE-98_IT23-03)	Active	\$21,000
Grand Total			\$2,124,076
Number of Chartered Projects			9
Board Approved Program Budget			\$10,000,000
Remaining Unallocated Budget			\$7,875,924

Table 13 - Operations & Maintenance Capital Program Status Report

Project Number	Project Name	Status	Allocated Budget
SC19-03	Return Activated Sludge Pump Station Elevator Rehabilitation at Plant No. 2	Active	\$890,000
SC19-06	EPSA Standby Power Generator Control Upgrades at Plant No. 2	Active	\$3,450,000
SC20-02	Ocean Outfall Booster Station Elevator Rehabilitation	Active	\$410,000
SC22-01	EPSA Electrical Building and Distribution Center H HVAC System Replacement at Plant No. 2	Active	\$5,100,000
SC22-02	HVAC Replacement for Plant 2 Centrifuge Building, Operations Building, and Bitter Point PS	Active	\$3,712,000
SC23-01	Electric Vehicle Charging Stations and Network Installation	Active	\$391,000
Grand Total			\$15,303,000
Number of Chartered Projects			6
Board Approved Program Budget			\$15,622,000
Remaining Unallocated Budget			\$319,000