

ORDINANCE NO. OCSD-54

AN ORDINANCE OF THE BOARD OF DIRECTORS OF THE ORANGE COUNTY SANITATION DISTRICT AMENDING SECTION 2.06 OF ARTICLE II, TABLE A, TABLE B, AND TABLE C OF ORDINANCE NO. OCSD-50 CONCERNING CAPITAL FACILITY CAPACITY CHARGES

WHEREAS, the Board of Directors of the Orange County Sanitation District adopted Ordinance No. OCSD- 50 on March 28, 2018 adopting Capital Facilities Capacity Charges; and

WHEREAS, the Board of Directors of the Orange County Sanitation District wishes to revise Section 2.06 of Article II, Table A, Table B, and Table C to more clearly define the categories for charges.

NOW, THEREFORE, the Board of Directors of the Orange County Sanitation District does hereby ORDAIN:

SECTION 1: Section 2.06 of Article II, Table A, Table B and Table C of Ordinance No. OCSD-50 are hereby amended as follows:

TABLE A

CAPITAL FACILITIES CAPACITY CHARGES (CFCC)
NON-RESIDENTIAL

<u>Use Category</u>	<u>Rate Basis</u>	<u>Base Charge</u>
Low Demand ²	Per 1,000 square feet ¹	\$ 332.00 ¹
Average Demand ^{4,5}	Per 1,000 square feet	\$2,066.00 ¹
High Demand ³	Per 1,000 square feet	\$4,908.00 ¹

¹Provided that the minimum Capital Facilities Capacity Charge for such new construction shall be \$4,228; and all calculations shall be on a 1,000 square foot, or portion thereof, basis.

²Low Demand connections are the following categories of users: Nurseries; Warehouses; Churches; Truck Terminals; RV Parks; RV Storage Yards; Lumber/Construction Yards; Public Storage Buildings; and other facilities whose wastewater discharge is similar to these listed categories.

³High Demand connections are the following categories of users: Food/Beverage Service Establishments; Supermarkets (with bakery, meat counter, and/or food service); Car Washes; Coin Laundries; Amusement Parks; Shopping Centers with one or more Food/Beverage Service Establishments; Food Courts; Food Processing Facilities; Textile Manufacturers; Breweries; and other facilities whose wastewater discharge is similar to these listed categories.

⁴All other connections are Average Demand users including: Church Offices and Schools; Hotels, Shopping Centers/Strip Malls without food/beverage service establishments, Music Halls without food facilities, Office buildings, Senior Housing with individual living units without kitchens but with a common kitchen

⁵ Residential Accessory Structures such as workshops and hobby shops that connect to the sewer, will be charged at the average demand rate and the minimum charge does not apply.

TABLE B

CAPITAL FACILITIES CAPACITY CHARGES (CFCC)
RESIDENTIAL (PER UNIT)*

Single Family Residential (SFR) ¹	<u>Base Charge</u>
5+ Bedrooms	\$5,877.00
4 Bedrooms	\$5,031.00
3 Bedrooms	\$4,228.00
2 Bedrooms	\$3,425.00
1 Bedroom	\$2,621.00
Multi-Family Residential (MFR) ²	<u>Base Charge</u>
4+ Bedrooms	\$4,566.00
3 Bedrooms	\$3,763.00
2 Bedrooms	\$2,960.00
1 Bedroom	\$2,114.00
Studio ³	\$1,353.00

*The Base Rate for Residential CFCC is the 3 Bedroom SFR with all others having a rate that is a percentage of the base rate depending on the size of the unit. The schedule for the base rate shall be as follows:

<u>2018-19</u>	<u>2019-20</u>	<u>2020-21</u>	<u>2021-22</u>	<u>2022-23</u>
\$4,228	\$4,601	\$4,973	\$5,346	\$5,719

¹ Bedroom additions are considered a change of use and a CFCC must be paid. Enclosed loft additions, bonus rooms, offices, workout rooms, media rooms, libraries and any other enclosed addition which could potentially be used as a bedroom are included in this category. The classification of these additions will be reviewed and determined by staff.

² MFR units consist of multiple attached units that are not sold individually and receive one secured property tax bill such as apartments. Multiple attached units that are not sold individually and are senior housing with individual living units that include a kitchen are considered MFR units.

³ Studio – one single room with no separating doors or openings leading to another part of the room (except for a bathroom).

Live/Work units will be charged at the residential rate for the living quarters and at the non-residential rate for the work portion square footage.

TABLE C

PLAN CHECK AND INSPECTION FEE TABLE

INSPECTION FEES FOR SINGLE CONNECTIONS

Lateral installation to property line:

<u>2018-19</u>	<u>2019-20</u>	<u>2020-21</u>	<u>2021-22</u>	<u>2022-23</u>
\$575.00	\$650.00	\$725.00	\$800.00	\$875.00

Lateral installation with optional cleanout to existing manhole:

<u>2018-19</u>	<u>2019-20</u>	<u>2020-21</u>	<u>2021-22</u>	<u>2022-23</u>
\$650.00	\$800.00	\$950.00	\$1,050.00	\$1,150.00

Core drilling into existing manhole base – add:

<u>2018-19</u>	<u>2019-20</u>	<u>2020-21</u>	<u>2021-22</u>	<u>2022-23</u>
\$600.00	\$900.00	\$1,200.00	\$1,450.00	\$1,500.00

Installation of new manhole over existing sewer:

<u>2018-19</u>	<u>2019-20</u>	<u>2020-21</u>	<u>2021-22</u>	<u>2022-23</u>
\$1,200.00	\$1,400.00	\$1,600.00	\$1,800.00	\$1,900.00

Gas Flap Installation – add:

<u>2018-19</u>	<u>2019-20</u>	<u>2020-21</u>	<u>2021-22</u>	<u>2022-23</u>
\$450.00	\$455.00	\$460.00	\$465.00	\$470.00

INSPECTION FEES FOR MULTIPLE CONNECTIONS

Plan check and inspection fees of 20 percent of the sewer construction cost for new tract sewers, sewer extensions or special facilities are required when plans are submitted for plan check.

If additional funds are needed, they must be deposited as soon as they are requested to complete the inspection on the project. If funds are required after the work is completed, they must be paid before the District finalizes the sewer project.


The Board of Directors of the Orange County Sanitation District does further hereby
ORDAIN:

SECTION 2. Severability. If any provision of this Ordinance, or the application to any person or circumstances is held invalid by order of Court, the remainder of the Ordinance, or the application of such provision to other persons or other circumstances, shall not be affected.

SECTION.3. Effective Date. This Ordinance shall take effect July 1, 2019.


SECTION 4. Certification and Publication. The Clerk of the Board shall certify to the adoption of this Ordinance, and shall cause a summary to be published in a newspaper of general circulation as required by law.

PASSED AND ADOPTED by a majority vote of the Board of Directors of the Orange County Sanitation District at a Regular Meeting held on May 22, 2019.



David John Shawver
Chairman, Board of Directors
Orange County Sanitation District

ATTEST:



Kelly A. Lore, MMC
Clerk of the Board
Orange County Sanitation District

APPROVED AS TO FORM:



Bradley R. Hogin
General Counsel
Orange County Sanitation District

STATE OF CALIFORNIA)
)SS.
COUNTY OF ORANGE)

I, Kelly A. Lore, Clerk of the Board of Directors of Orange County Sanitation District, do hereby certify that the above and foregoing Ordinance No. OCSD-54 was introduced for first reading at a regular meeting of said Board on the 24th day of April 2019, and passed and adopted at a regular meeting of said Board on the 22nd day of May 2019, by the following vote, to wit:

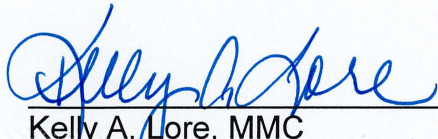
AYES: Avery; Beamish (Alternate); Bernstein; Chaffee; Collacott; Harper (Alternate); Hawkins; Iglesias; Kim; Kring; Massa-Lavitt; R. Murphy; Nguyen; Nichols (Alternate); O'Neill (Alternate); Ooten (Alternate); Parker; Peterson; Shawver; Shea; Silva; F. Smith; Wanke; Withers and Yarc

NOES: None

ABSTENTIONS: None

ABSENT: None

IN WITNESS WHEREOF, I have hereunto set my hand and affixed the official seal of Orange County Sanitation District this 22nd day of May 2019.



Kelly A. Lore, MMC
Clerk of the Board
Orange County Sanitation District