



ORANGE COUNTY SANITATION DISTRICT
Capital Improvement Program
Contract Performance Report
For the period ending June 30, 2019

DATE: August 16, 2019

TO: Orange County Sanitation District
Board of Directors

FROM: James D. Herberg, General Manager
Through: Kathy Millea, Director of Engineering

This report summarizes the status, activities, and performance of public works construction contracts and consultant agreements. This report also identifies the names and status of projects being performed under master budgets for planning studies, research, small construction projects, O&M capital projects, and information technology projects.

Table of Contents

Part 1 - Construction Contracts	2
Part 2 – Design Consultant Agreements	7
Part 3 – Master Budget Projects	11
Part 4 – Staff Augmentation Contract.....	17



ORANGE COUNTY SANITATION DISTRICT
Capital Improvement Program
Contract Performance Report
 For the period ending June 30, 2019

PART 1 - CONSTRUCTION CONTRACTS

When the Sanitation District Board awards a construction contract, a contingency is also approved which allows the General Manager to approve contract change orders up to the amount of the contingency. One of the purposes of this report is to document how that contingency is managed and how much of the contingency is utilized. A project's change order rate can only be documented when the work is complete. As such, the change order performance charts in this report are based only on projects closed since the Board began approving contingencies in 2008.

As of the end of this quarter, 76 contracts have been closed with total base contract value of \$1,254,226,489, and there are 22 active contracts with a total base contract value of \$389,241,739. For reference see charts 1 and 2, and Tables 1 and 2.

Chart 1
Construction Contracts – Closed Projects
 Cumulative Data through Quarter Ending June 30, 2019 QTR FY18/19



CLOSED PROJECTS - DISTRIBUTION BY CATEGORY*


Total Base Contract Value	\$ 1,254,226,489	
Collections	\$ 312,548,525	25%
Plant Projects	\$ 941,677,964	75%
Total Base # of Contracts		76
Collections		31
Plant Projects		45

*Projects closed since 2 QTR FY07/08



ORANGE COUNTY SANITATION DISTRICT
Capital Improvement Program
Contract Performance Report
 For the period ending June 30, 2019

Chart 2
Construction Contracts – Active Projects
 Cumulative Data through Quarter Ending June 30, 2019 QTR FY18/19



ACTIVE PROJECTS - DISTRIBUTION BY CATEGORY

Total Base Contract Value	\$ 389,241,739	
Collections	\$ 64,750,383	17%
Plant Projects	\$ 324,491,356	83%
Total Base # of Contracts		22
Collections		4
Plant Projects		18



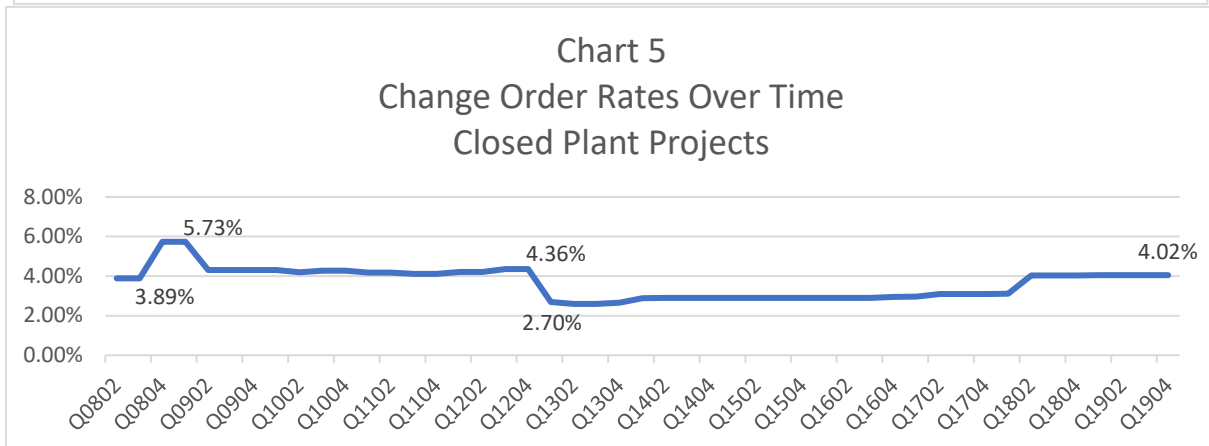
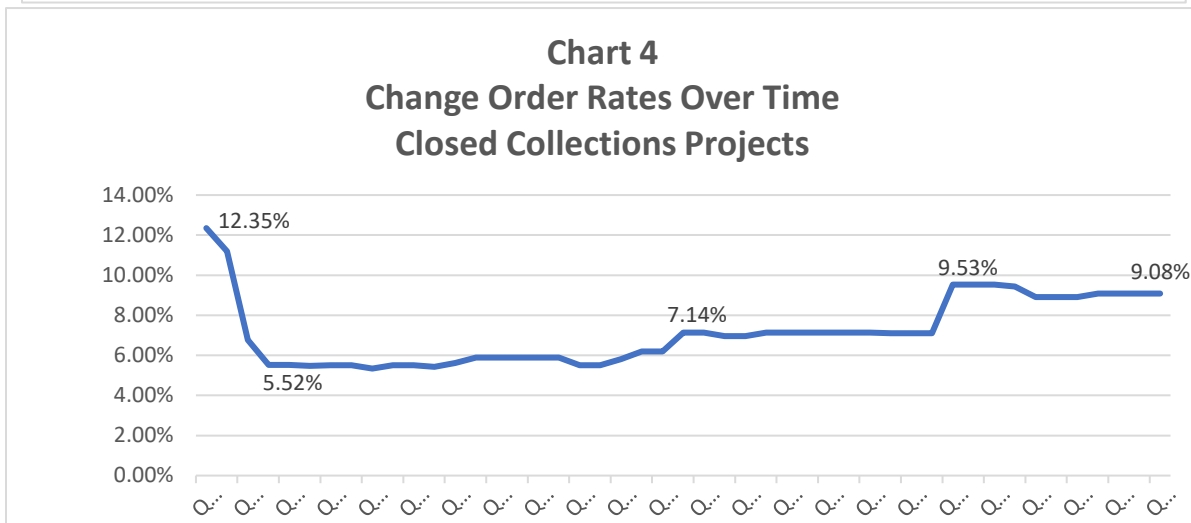
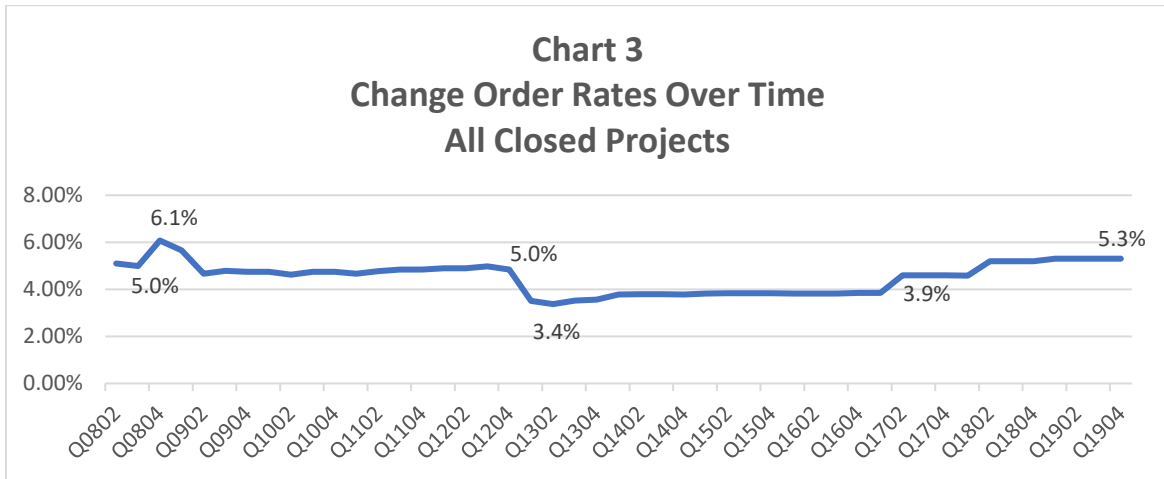
ORANGE COUNTY SANITATION DISTRICT

Capital Improvement Program

Contract Performance Report

For the period ending June 30, 2019

The change order rate over time for all closed projects for the last quarter (April 1, 2019 through June 30, 2019) is 5.3%. For closed collection projects is 9.08% and for closed plant projects is 4.02%. For reference see charts 3, 4 and 5.





ORANGE COUNTY SANITATION DISTRICT
Capital Improvement Program
Contract Performance Report
 For the period ending June 30, 2019

Table 1 - Active Construction Contracts

Project / Contract	Contractor	Award Date	Board Award Value	Change Orders	Current Contract Value	Original Contingency	Current Contingency	Contingency Used	Contingency Remaining
2-41-8 SARI Rock Stabilizers Removal									
2-41-8 SARI Rock Stabilizers Removal	Griffith Company	09/26/2018	\$2,809,082	\$0	\$2,809,082	10.0%	10.0%	0.0%	10.0%
2-72 Newhope-Placentia Trunk Replacement									
2-72B Newhope-Placentia Trunk Replacement, Segment B	OHL USA, INC.	06/15/2018	\$58,242,000	\$0	\$58,242,000	6.5%	6.5%	0.0%	6.5%
6-17 District 6 Trunk Sewer Relief									
6-17 District 6 Trunk Sewer Relief	Charles King Company, Inc.	11/01/2016	\$3,699,301	\$409,174	\$4,108,475	10.0%	20.0%	11.1%	8.9%
J-117 Ocean Outfall System Rehabilitation									
J-117A Interplant Effluent Pipeline Rehabilitation	Shimmick Construction Co., Inc.	08/07/2017	\$12,609,012	\$635,038	\$13,244,050	8.0%	8.0%	5.0%	3.0%
J-117B Outfall Low Flow Pump Station	Shimmick Construction Co., Inc.	12/19/2018	\$90,200,000	\$0	\$90,200,000	8.0%	8.0%	0.0%	8.0%
J-126 Safety Improvements Program									
J-126AH Hot Surfaces Insulation P1/P2/Bay Bridge PS/Slater PS	Amtek Construction	01/30/2018	\$452,757	\$0	\$452,757	10.0%	10.0%	0.0%	10.0%
J-126BFG Lights, Ladder and Walkway Hazards	Amtek Construction	09/26/2017	\$557,759	\$0	\$557,759	10.0%	10.0%	0.0%	10.0%
J-126C NFPA 820 HVAC and Electrical Improvements	MMC, Inc.	03/05/2019	\$469,000	\$0	\$469,000	10.0%	10.0%	0.0%	10.0%
J-126I Exit Signs Exit Lights Electrical Disconnects Gas Detection	Helix Electric	09/26/2018	\$881,800	\$0	\$881,800	10.0%	10.0%	0.0%	10.0%
J-126JK Stairs, Hatches, Walkway Hazards, Ladders, Guardrails, Roof Fall Protection	Olsson Construction, Inc.	10/24/2018	\$3,637,601	\$0	\$3,637,601	10.0%	10.0%	0.0%	10.0%
J-126PQ Ladders, Hatches, Roof Fall Protection	Tharsos, Inc.	10/24/2018	\$786,000	\$0	\$786,000	10.0%	10.0%	0.0%	10.0%
M-FE Small Construction Projects Program									
FE14-05 Plant No. 1 Fleet Services UST Leak Remediation	Engineering/Remediation Resources Group, Inc.	01/23/2019	\$648,675	\$0	\$648,675	20.0%	20.0%	0.0%	20.0%
FE15-07 Secondary Treatment and Plant Water VFD Replacement at Plant 1	Helix Electric	03/28/2018	\$1,797,000	\$23,562	\$1,820,562	10.0%	10.0%	1.3%	8.7%
FE15-10 East Lido Force Main Rehabilitation	Charles King Company, Inc.	09/07/2017	\$1,389,000	\$0	\$1,389,000	10.0%	10.0%	0.0%	10.0%
FE17-05 Plant 1 ICS Network Extension	RP Controls	06/26/2019	\$321,889	\$0	\$321,889	10.0%	10.0%	0.0%	10.0%
MP-248 P2 Secondary Clarifier Repairs (AS Plant)									
MP-248 P2 Secondary Clarifier Repairs (AS Plant)	W. M. Lyles Company	06/26/2019	\$3,048,000	\$0	\$3,048,000	10.0%	10.0%	0.0%	10.0%
P1-101 Sludge Dewatering and Odor Control at Plant 1									
P1-101 Sludge Dewatering and Odor Control at Plant 1	WM Lyles Company	11/28/2012	\$126,908,300	\$11,780,048	\$138,688,348	3.0%	11.5%	9.3%	2.2%
P1-115 Title 24 Access Compliance and Building Rehabilitation Project									
P1-115B Rehabilitation of Fleet Services Building, Building 8 and Paving Area	ODC Engineering & Technology	09/11/2017	\$2,235,563	\$39,175	\$2,274,738	10.0%	10.0%	1.8%	8.2%
P2-110 Consolidated Demolition and Utility Improvements at Plant 2									
P2-110 Consolidated Demolition and Utility Improvements at Plant 2	Flatiron West Inc	02/09/2017	\$16,730,000	\$836,890	\$17,566,890	8.0%	8.0%	5.0%	3.0%
P2-92 Sludge Dewatering and Odor Control at Plant 2									
P2-92 Sludge Dewatering and Odor Control at Plant 2	Shimmick Construction Co., Inc.	01/12/2015	\$49,850,000	\$1,462,763	\$51,312,763	5.0%	5.0%	2.9%	2.1%
P2-92A Truck Loading Bay Odor Control at Plant 2	Kiewit Infrastructure West Co.	01/09/2017	\$3,304,000	\$329,558	\$3,633,558	10.0%	14.0%	10.0%	4.0%
P2-98 Primary Treatment Rehabilitation at Plant 2									
P2-98B B/C-Side Primary Clarifiers Interim Repair at Plant 2	Myers & Sons Construction, LLC	01/23/2019	\$8,665,000	\$0	\$8,665,000	10.0%	10.0%	0.0%	10.0%
TOTAL			\$389,241,739	\$15,516,208	\$404,757,947				



ORANGE COUNTY SANITATION DISTRICT
Capital Improvement Program
Contract Performance Report
 For the period ending June 30, 2019

Table 2 - Construction Contracts Closed in Last Quarter

Project / Contract	Contractor	Date Closed	Date Awarded	Board Award Value	Change Orders	Final Contract Value	Original Contingency	Current Contingency	Contingency Used
J-126 Safety Improvements Program									
J-126E Roof Fall Protection and Skylights	Access Pacific	04/02/2019	10/26/2017	\$418,000	(\$1,024)	\$416,976	10.0%	10.0%	0%
J-126R Machine Guarding at Plant 1	Filanc	04/01/2019	10/10/2018	\$210,347	(\$25,718)	\$184,629	10.0%	10.0%	0%
M-FE Small Construction Projects Program									
FE16-10 East Basin Distribution Box Repair	Howard Ridley Co. Inc.	06/13/2019	04/26/2018	\$529,350	\$0	\$529,350	10.0%	10.0%	0%
FE16-14 Slater Pump Station Valve Replacements	PCL CONSTRUCTION, INC.	06/04/2019	08/22/2018	\$459,674	\$45,805	\$505,479	10.0%	10.0%	10%
			Total	\$1,617,371	\$19,063	\$1,636,434			



ORANGE COUNTY SANITATION DISTRICT

Capital Improvement Program

Contract Performance Report

For the period ending June 30, 2019

PART 2 – DESIGN CONSULTANT AGREEMENTS

The Sanitation District engages engineering consultants through Professional Design Services Agreements (PDSAs), Professional Consultant Services Agreements (PCSAs), and Master Professional Services Agreements (Master Agreements). PDSAs are used to obtain design engineering services, and PCSAs are a subsequent agreement with the design consultant to provide support services during construction.

Master Agreements are issued to a pool of pre-qualified consultants for smaller projects. On those smaller projects, the Sanitation District solicits task order proposals from three or four of the firms and awards a task order to the most qualified consultant. There are currently seven sets of Master Agreements.

- 2012 Master Design Agreements (expired)
- 2015 Master Design Agreements (expired)
- 2018 Master Design Agreements
- 2017 Master Agreements for CEQA Studies
- 2017 Master Agreements for Collection Planning Studies
- 2017 Master Agreements for Wastewater Treatment Planning Studies

The two Master Design Agreements from 2012, and 2015 have expired, meaning no new task orders can be issued under them, but previously-issued task orders remain active until completed. Task Orders are limited by Sanitation District Ordinance No. OCSD-52 \$300,000 per task order.

A status table for all Active Engineering Services Agreements (PDSAs and PCSAs) is attached under Table 3, and a status table for all Active Task Orders by Master Agreement is attached under Table 4 (Master Agreements).



ORANGE COUNTY SANITATION DISTRICT
Capital Improvement Program
Contract Performance Report
 For the period ending June 30, 2019

Table 3 - Active Engineering Services Agreements

Project / Contract	Consultant	Award Date	Board Award Value	Amendments	Current Contract Value	Original Contingency	Current Contingency	Contingency Used
2-41-8 SARI Rock Stabilizers Removal								
2-41-8 SARI Rock Stabilizers Removal	PCSA Michael Baker International, Inc.	09/26/2018	\$215,129	\$0	\$215,129	10.0%	10.0%	0.0%
2-72 Newhope-Placentia Trunk Replacement								
2-72 Newhope-Placentia Trunk Replacement	PCSA Lee & Ro	03/23/2016	\$3,253,946	\$0	\$3,253,946	10.0%	10.0%	0.0%
2-72 Newhope-Placentia Trunk Replacement	PDSA Lee & Ro	10/22/2014	\$8,468,232	\$434,974	\$8,903,206	10.0%	10.0%	5.1%
3-62 Westminster Blvd Force Main Replacement								
3-62 Westminster Blvd Force Main Replacement	PDSA Stantec Consulting Services, Inc.	07/22/2015	\$6,917,175	(\$1,339,457)	\$5,577,718	10.0%	10.0%	0.0%
3-64 Rehabilitation of Western Regional Sewers								
3-64 Rehabilitation of Western Regional Sewers	PDSA AECOM Technical Services, Inc.	01/27/2016	\$17,639,250	\$721,258	\$18,360,508	10.0%	10.0%	4.1%
5-60 Newport Force Main Rehabilitation								
5-60 Newport Force Main Rehabilitation	PCSA Brown and Caldwell	04/29/2014	\$2,231,925	\$839,714	\$3,071,639	8.0%	38.7%	37.6%
5-67 Bay Bridge Pump Station Replacement								
5-67 Bay Bridge Pump Station Replacement	PDSA Arcadis US Inc.	10/25/2017	\$7,137,000	\$295,168	\$7,432,168	10.0%	10.0%	4.1%
6-17 District 6 Trunk Sewer Relief								
6-17 District 6 Trunk Sewer Relief	PCSA RMC Water & Environment	10/10/2016	\$290,000	\$0	\$290,000	15.0%	15.0%	0.0%
J-117 Ocean Outfall System Rehabilitation								
J-117A Interplant Effluent Pipeline Rehabilitation	PCSA Brown and Caldwell	05/24/2018	\$1,121,666	\$0	\$1,121,666	10.0%	10.0%	0.0%
J-117B Outfall Low Flow Pump Station	PCSA Brown and Caldwell	12/19/2018	\$8,563,913	\$0	\$8,563,913	10.0%	10.0%	0.0%
J-124 Digester Gas Facilities Rehabilitation								
J-124 Digester Gas Facilities Rehabilitation	PDSA Brown and Caldwell	11/15/2017	\$11,770,000	\$50,000	\$11,820,000	10.0%	10.0%	0.4%
J-126 Safety Improvements Program								
J-126 Safety Improvements Program**	PDSA Arcadis	08/29/2016	\$1,540,000	\$1,500,000	\$3,040,000	10.0%	5.1%	0.0%
J-128 Project Management Information System								
J-128 Project Management Information System	Other PMWeb, Inc.	05/24/2017	\$1,022,500	\$74,525	\$1,097,025	20.0%	20.0%	7.3%
M-FE Small Construction Projects Program								
FE16-11 Lane Channel Crossing	PSA HDR Engineering, Inc.	06/28/2017	\$131,939	\$0	\$131,939	10.0%	10.0%	0.0%
M-RESEAF Research Program								
RE17-02 Biogas Scrubber Evaluation	PSA Carollo Engineers, Inc.	04/21/2017	\$656,783	\$0	\$656,783	0.0%	0.0%	0.0%
M-STUDIE Planning Studies Program								
PS15-02 Edinger Pump Station Rehabilitation Study	PSA Lockwood, Andrews & Newman, Inc.	12/20/2017	\$505,042	\$0	\$505,042	10.0%	10.0%	0.0%
PS15-06 Seismic Evaluation of Structures at Plant Nos. 1 and 2	PSA Geosyntec Consultants, Inc.	06/28/2017	\$2,578,028	\$85,358	\$2,663,386	10.0%	10.0%	3.3%
PS15-08 Collections Capacity Evaluation Study	PSA RMC Water & Environment	08/24/2016	\$2,802,675	\$19,372	\$2,822,047	10.0%	10.0%	0.7%
PS16-01 Stormwater Master Plan	PSA Michael Baker International, Inc.	07/26/2017	\$715,300	\$54,839	\$770,139	10.0%	10.0%	7.7%
PS17-03 Active Fault Location Study at Plant No. 2	PSA Lettis Consultants International, Inc.	03/06/2019	\$868,286	\$0	\$868,286	10.0%	10.0%	0.0%
PS17-08 CEQA - Facilities Master Plan	PSA Dudek	02/27/2019	\$812,709	\$0	\$812,709	10.0%	10.0%	0.0%
P1-101 Sludge Dewatering and Odor Control at Plant 1								
P1-101 Sludge Dewatering and Odor Control at Plant 1	PCSA HDR Engineering, Inc.	06/28/2012	\$7,140,000	\$2,141,866	\$9,281,866	8.0%	35.0%	30.0%
P1-105 Headworks Rehabilitation at Plant 1								
P1-105 Headworks Rehabilitation at Plant 1	PDSA Carollo Engineers, Inc.	05/27/2015	\$17,528,957	\$7,659,692	\$25,188,649	10.0%	51.0%	43.7%
P1-128 Headquarters Complex								
P1-128 Headquarters Complex	PDSA HDR Engineering, Inc.	06/22/2016	\$11,785,709	(\$878,554)	\$10,907,155	10.0%	10.0%	0.0%
	PSA LSA Associates, Inc.	08/11/2016	\$420,927	\$0	\$420,927	10.0%	10.0%	0.0%



ORANGE COUNTY SANITATION DISTRICT
Capital Improvement Program
Contract Performance Report
 For the period ending June 30, 2019

Table 3 - Active Engineering Services Agreements

Project / Contract	Consultant	Award Date	Board Award Value	Amendments	Current Contract Value	Original Contingency	Current Contingency	Contingency Used
P1-129 Return Activated Sludge Piping Replacement at Activated Sludge Plant No. 1								
P1-129 Return Activated Sludge Piping Replacement at Activated Sludge Plant No. 1	PDSA AECOM Technical Services, Inc.	06/20/2017	\$523,039	\$27,015	\$550,054	10.0%	10.0%	5.2%
P2-110 Consolidated Demolition and Utility Improvements at Plant 2								
P2-110 Consolidated Demolition and Utility Improvements at Plant 2	PCSA Stantec Consulting Services, Inc.	01/25/2017	\$1,499,839	\$0	\$1,499,839	10.0%	10.0%	0.0%
P2-122 Headworks Modifications at Plant 2 for GWRS Final Expansion								
P2-122 Headworks Modifications at Plant 2 for GWRS Final Expansion	PDSA CDM Smith Inc.	05/24/2017	\$5,319,930	\$0	\$5,319,930	10.0%	10.0%	0.0%
P2-123 Return Activated Sludge Piping Replacement at Plant 2								
P2-123 Return Activated Sludge Piping Replacement at Plant 2	PDSA SPEC Services, Inc.	02/15/2018	\$668,217	\$0	\$668,217	10.0%	10.0%	0.0%
P2-124 Interim Food Waste Receiving Facility								
P2-124 Interim Food Waste Receiving Facility	PDSA Kennedy/Jenks Consultants	09/05/2018	\$695,000	\$0	\$695,000	10.0%	10.0%	0.0%
P2-92 Sludge Dewatering and Odor Control at Plant 2								
P2-92 Sludge Dewatering and Odor Control at Plant 2	PCSA Brown and Caldwell	12/17/2014	\$4,798,328	\$0	\$4,798,328	10.0%	10.0%	0.0%
P2-98 Primary Treatment Rehabilitation at Plant 2								
P2-98 Primary Treatment Rehabilitation at Plant 2	PDSA Black & Veatch	07/27/2016	\$18,141,423	\$1,279,488	\$19,420,911	10.0%	10.0%	7.1%
P2-98B B/C-Side Primary Clarifiers Interim Repair at Plant 2	PCSA Black & Veatch	01/23/2019	\$549,534	\$0	\$549,534	10.0%	10.0%	0.0%
SP-196 Process Control Systems Upgrades Study								
SP-196 Process Control Systems Upgrades Study	PSA Stantec Consulting Services, Inc.	03/01/2018	\$1,389,866	\$9,000	\$1,398,866	10.0%	10.0%	0.6%
Total			\$149,702,267	\$12,974,258	\$162,676,525			

** Ammended by Board Action



ORANGE COUNTY SANITATION DISTRICT
Capital Improvement Program
Contract Performance Report
 For the period ending June 30, 2019

Table 4 - Active Task Orders by Master Agreement

Master Agreement / Project	Consultant	Award Date	Original Task Order Value	Amendments	Current Task Order Value
2012 Master Professional Design Service Agreements					
FE10-21 Area 02 Craig Regional Park Manhole Improvements	GHD	10/8/2012	\$58,440	\$41,560	\$100,000
2015 Master Professional Design Service Agreements					
FE14-05 Plant No. 1 Fleet Services UST Leak Remediation	Dudek	9/1/2015	\$86,116	\$73,137	\$159,253
FE16-14 Slater Pump Station Valve Replacements	Dudek	11/6/2017	\$175,500	\$0	\$175,500
PS17-02 Guidelines for Development in the Area of OCSD Facilities	AECOM	8/21/2017	\$93,187	\$0	\$93,187
2017 Master Agreements for Wastewater Treatment Studies					
P1-101 Spill Prevention, Control, and Countermeasure Plan for Sludge Dewatering and Odor Control at Plant No. 1	AECOM	06/27/2018	\$28,216	\$10,935	\$39,151
PS17-10 Emergency Overflow Weirs, Wing Wall Structural and Geotechnical Investigations	HDR Engineering, Inc.	05/21/2019	\$260,415	\$0	\$260,415
PS18-01 Asset Management Plan Development	HDR Engineering, Inc.	04/03/2019	\$274,777	\$0	\$274,777
PS18-05 Plant No. 2 Future Site Plan Development	Brown and Caldwell	05/22/2019	\$122,389	\$0	\$122,389
2017 Master Agreements for Collection Planning Studies					
No Task Orders Issued	--	--	--	--	--
2017 Master Agreements for CEQA Studies					
No Task Orders Issued	--	--	--	--	--
2018 Master Professional Design Service Agreements					
J-127 Natural Gas Pipelines Replacement at Plant Nos. 1 and 2	Black & Veatch	1/21/2019	\$271,964	\$0	\$271,964
			Total	\$1,371,004	\$125,632
					\$1,496,636



ORANGE COUNTY SANITATION DISTRICT
Capital Improvement Program
Contract Performance Report
For the period ending June 30, 2019

PART 3 – MASTER BUDGET PROJECTS

The Board-adopted budget for Fiscal Years 2018-19 and 2019-20 includes master program budgets that allow staff to more quickly initiate, execute, and manage smaller projects that fit within the scope of a particular program. The projects chartered under these program budgets are referred to as sub-projects and are managed to the same standards as projects specifically listed in the adopted budget. A status table for each of these programs listing the sub-projects is attached.

Master Program Title	Status Table
Planning Studies Program	Table 5
Research Program	Table 6
Small Construction Projects Program	Table 7
Information Technology Capital Program	Table 8
Operations & Maintenance Capital Program	Table 9



ORANGE COUNTY SANITATION DISTRICT
Capital Improvement Program
Contract Performance Report
 For the period ending June 30, 2019

Table 5 - Planning Studies Status Report

Project Number	Project Name	Status	Allocated Budget
PS15-01	PS15-01 Biosolids Master Plan	Closed	\$ 3,496,985
PS15-02	PS15-02 Edinger Pump Station Rehabilitation Study	Active	\$ 971,000
PS15-06	PS15-06 Seismic Evaluation of Structures at Plant Nos. 1 and 2	Active	\$ 3,860,000
PS15-07	PS15-07 Pressurization and Odor Control Study at Newport Beach	Closed	\$ 344,145
PS15-08	PS15-08 Collections Capacity Evaluation Study	Active	\$ 3,682,000
PS15-10	PS15-10 2017 Facilities Master Plan	Active	\$ 3,850,000
PS16-01	PS16-01 Stormwater Master Plan	Active	\$ 1,415,700
PS16-02	PS16-02 SCE Feed Reliability Improvements Study	Active	\$ 293,000
PS16-04	PS16-04 Rectangular Primary Clarifier Reliability Study at Plant No. 1	Closed	\$ 298,389
PS17-01	PS17-01 Fire Flow Testing at Plant No. 1	Closed	\$ 28,043
PS17-02	PS17-02 Guidelines for Development in the Area of OCSD Facilities	Active	\$ 176,000
PS17-03	PS17-03 Active Fault Location Study at Plant No. 2	Active	\$ 1,300,000
PS17-04	PS17-04 Office Workspace Study for Plant No 1 and 2	Active	\$ 110,000
PS17-08	PS17-08 CEQA - Facilities Master Plan	Active	\$ 1,170,000
PS17-09	PS17-09 Calibration of Plant 1/Plant 2 InfoWorks Hydraulic Model	Closed	\$ 51,996
PS17-10	PS17-10 Emergency Overflow Weirs, Wing Wall Structural and Geotechnical Inves	Active	\$ 465,000
PS18-01	PS18-01 Asset Management Plan Development	Active	\$ 420,000
PS18-02	PS18-02 Bushard Diversion Structure Rehabilitation Study	Active	\$ 96,000
PS18-03	PS18-03 AS Plant Aeration Alternatives Study at Plant 2	Closed	\$ -
PS18-04	PS18-04 Easements Assessment	Closed	\$ -
PS18-05	PS18-05 Plant No. 2 Future Site Plan Development	Active	\$ 217,000
PS18-06	PS18-06 Go/No-Go Lights and Signage	Active	\$ 495,000
PS18-07	PS18-07 ASCE Review of CIP Program	Active	\$ 50,000
PS18-08	PS18-08 Plant 2 Cen Gen Engine Exhaust Oxidizer Catalyst Cracking Root Cause Ar	Closed	\$ -
PS18-09	PS18-09 Ocean Outfall Condition Assessment and Scoping Study	Active	\$ 1,850,000
PS18-10	PS18-10 Root Cause Analysis of Malfunctioning Process Units at TFSC Facility at PI	Active	\$ 41,000
PS18-11	PS18-11 ETAP Model Updates for Plant Nos 1 and 2	Active	\$ 553,000
PS18-12	PS18-12 Laboratory Building Implementation Study	Closed	\$ -
Grand Total			\$ 25,234,258
Number of Chartered Projects			28
Board Approved Program Budget			\$ 28,652,000
Remaining Unallocated Budget			\$ 3,417,742



ORANGE COUNTY SANITATION DISTRICT
Capital Improvement Program
Contract Performance Report
 For the period ending June 30, 2019

Table 6 - Research Program Status Report

Project Number	Project Name	Status	Allocated Budget
RE17-01	RE17-01 Operational Research Technical Support FY18-19	Active	\$ 650,000
RE17-02	RE17-02 Biogas Scrubber Evaluation	Active	\$ 865,000
RE17-03	RE17-03 Reliant Wet Well Wizard Test	Active	\$ 74,000
RE17-04	RE17-04 AquaNereda Aerobic Granular Sludge Process	Active	\$ 242,000
RE17-05	RE17-05 Organica FCR Process	On Hold	\$ 242,000
RE17-06	RE17-06 TWAS Pump Reliability Improvement Trials at Plant No. 2	Closed	\$ 10,159
RE17-07	RE17-07 Super Oxygenation System Research at Seal Beach Pump Station	Cancelled	\$ 80,000
RE18-01	RE18-01 Trickling Filter Bleach Test at Plant No. 1	Active	\$ 125,000
RE18-02	RE18-02 Protein Matrix Demonstration Study at Plant No 1	Active	\$ 150,000
Grand Total			\$ 2,438,159
Number of Chartered Projects			9
Board Approved Program Budget			\$ 8,500,000
Remaining Unallocated Budget			\$ 6,061,841



ORANGE COUNTY SANITATION DISTRICT
Capital Improvement Program
Contract Performance Report
 For the period ending June 30, 2019

Table 7 - Small Construction Projects Program Status Report

Project Number	Project Name	Status	Allocated Budget
FE10-21	FE10-21 Area 02 Craig Regional Park Manhole Improvements	Active	\$ 1,359,000
FE12-10	FE12-10 IT Server Room Cooling Improvements	Closed	\$ 956,086
FE13-04	FE13-04 Plant No. 2 Trickling Filter Chemical Odor Control	Closed	\$ 4,745,752
FE14-03	FE14-03 Rehabilitation of Digester Mixing Pumps at P2 Digesters E, H, R, S, and T	Active	\$ 1,360,000
FE14-05	FE14-05 Plant No. 1 Fleet Services UST Leak Remediation	Active	\$ 1,487,311
FE15-01	FE15-01 Fullerton Creek Channel Crossing	Closed	\$ 84,640
FE15-06	FE15-06 Gas Compressor Building Piping Replacement at Plant 2	Closed	\$ 1,605,540
FE15-07	FE15-07 Secondary Treatment and Plant Water VFD Replacement at Plant 1	Active	\$ 3,319,600
FE15-09	FE15-09 CenGen Hot Water Pipe Bracing at Plant 1	Active	\$ 425,000
FE15-10	FE15-10 East Lido Force Main Rehabilitation	Active	\$ 2,228,000
FE16-01	FE16-01 Big Canyon Nature Park Improvements	Closed	\$ 29,915
FE16-02	FE16-02 Jamboree Sewer Realignment at Big Canyon	Closed	\$ 54,434
FE16-05	FE16-05 Buried Water Valve Support Upgrades at Plant 2	Active	\$ 250,000
FE16-06	FE16-06 Fuel Cell Facilities Demolition	Active	\$ 900,000
FE16-08	FE16-08 Carbon Canyon Clay Pipe Repairs	Closed	\$ 648,756
FE16-10	FE16-10 East Basin Distribution Box Repair	Active	\$ 1,021,960
FE16-11	FE16-11 Lane Channel Crossing	Active	\$ 500,000
FE16-12	FE16-12 Garfield Road Perimeter Security Fence	Closed	\$ 37,410
FE16-13	FE16-13 Collections Infrastructure Relocation at Plant 2, Phase 1B	Closed	\$ 93,747
FE16-14	FE16-14 Slater Pump Station Valve Replacements	Active	\$ 1,050,000
FE17-01	FE17-01 Carbon Canyon Pipeline Sag Repairs	Active	\$ 783,000
FE17-03	FE17-03 Battery Storage System at Plant No. 1	Active	\$ 571,000
FE17-04	FE17-04 Storm Water Compliance Improvements at 3 Pump Stations	Closed	\$ 8,929
FE17-05	FE17-05 Plant 1 ICS Network Extension	Active	\$ 950,000
FE17-06	FE17-06 Tustin Ave Manhole and Pipe Repair	Active	\$ 273,000
FE17-07	FE17-07 Fruit Street Trunk Sewer Relocation - OC Streetcar	Closed	\$ 8,474
FE17-08	FE17-08 Big Canyon Trunk Sewer Realignment - BCCC Maintenance Yard	Active	\$ 130,000
FE18-01	FE18-01 Interim Relocation to 18350 Mt. Langley	Active	\$ 665,000
FE18-02	FE18-02 Jamboree Sewer Transfer	Closed	\$ 300,000
FE18-03	FE18-03 Building 6 Staff Consolidation	Closed	\$ -
FE18-04	FE18-04 Activated Sludge Basin Lighting Repair at Plant No. 2	Active	\$ 1,600,000
FE18-05	FE18-05 Plant Water Pipe Replacement at AS 1 at Plant No. 1	Closed	\$ -
FE18-06	FE18-06 CenGen Instrument Air Compressors Replacement at Plant No. 1 and Nc	Active	\$ 1,450,000
FE18-07	FE18-07 Pump Station Electrical Bypass Improvements	Closed	\$ -
FE18-08	FE18-08 West Trunk Bypass Sewer Realignment	Active	\$ 98,000
FE18-10	FE18-10 Mt Langley HVAC Replacement and Upgrades	Active	\$ 560,000
FE18-11	FE18-11 Headworks Explosive Gas Monitoring Systems at Plant No. 1 and No. 2	Active	\$ 335,000
FE18-12	FE18-12 Erosion Control at Santa Ana River and Hamilton Ave	Active	\$ 245,000
FE18-13	FE18-13 Redhill Relief Sewer Protection at State Route 55	Active	\$ 520,000
FE18-14	FE18-14 Plant Water Pipeline Replacement in Kinnison, Lindstrom, and Scott Tun	Active	\$ 1,425,000
FE18-15	FE18-15 Plant Boiler System Relief at Plant No. 2	Active	\$ 180,000
FE18-16	FE18-16 Truck Loading Basement Drain Modifications at Plant No. 1	Active	\$ 440,000
FE18-17	FE18-17 Trunkline Sampler Power Feed at Plant No 2	Closed	\$ 160,000
FE18-18	FE18-18 Portable Generator Connector at Lido Pump Station	Active	\$ 106,000
FE18-19	FE18-19 12KV Distribution B and East RAS Pump Station Roofing Replacement	Active	\$ 600,000
FE18-20	FE18-20 Blower Building No. 1 Air Compressors at Plant No. 1	Active	\$ 1,200,000
FE19-01	FE19-01 Portable Generator Connectors at Nine Pump Stations	Closed	\$ 1,300,000
Grand Total			\$ 36,065,554
Total Chartered Project			47
Board Approved Program Budget			\$ 53,250,000
Remaining Unallocated Budget			\$ 17,184,446



ORANGE COUNTY SANITATION DISTRICT

Capital Improvement Program

Contract Performance Report

For the period ending June 30, 2019

Table 8 - Information Technology Capital Program Status Report

Project Number	Project Name	Status	Allocated Budget
IT16-03	IT16-03 Plant 2 Internet Connection	Active	\$ 50,000
IT16-05	IT16-05 Plant 2 Radio Repeater Upgrade	Closed	\$ 35,000
IT16-06	IT16-06 Network Equipment 2016-17	Closed	\$ 44,302
IT16-07	IT16-07 Server Replacement and Obsolescence	Closed	\$ 337,332
IT16-08	IT16-08 IT Security 2016-17	Active	\$ 162,000
IT16-09	IT16-09 iPACS Enhancements	Active	\$ 85,000
IT16-10	IT16-10 LIMS Compliance Improv Project	Active	\$ 754,800
IT16-11	IT16-11 Business Continuity Plan	Active	\$ 140,000
IT17-01	IT17-01 VMWare	Active	\$ 800,000
IT17-02	IT17-02 Upgrade Active Directory Directory to 2016	Active	\$ 56,000
IT17-03	IT17-03 Upgrade ShoreTel System Server	Active	\$ 190,000
IT17-04	IT17-04 PCI Improvements	Closed	\$ 131,093
IT17-05	IT17-05 Conference Room Monitor Upgrade	Active	\$ 75,686
IT17-06	IT17-06 Printer Obsolescence	Active	\$ 350,000
IT17-07	IT17-07 Safety Management Suite	Active	\$ 106,000
IT17-08	IT17-08 Perimeter Physical Security Im	Closed	\$ 170,077
IT17-09	IT17-09 MYOCSD Redesign	Closed	\$ 170,077
IT17-10	IT17-10 Electronic Operator Round Form	Active	\$ 45,000
IT17-11	IT17-11 P2 Radio Repeater	Closed	\$ 170,077
IT17-12	IT17-12 Sever/Network Power Improvements	Active	\$ 90,000
IT17-13	IT17-13 Graphric Workstations for PAO	Closed	\$ 15,000
IT17-14	IT17-14 Specialized Application Programing & Support	Active	\$ 600,000
IT17-15	IT17-15 Data Storage Replac/Obsolescens	Active	\$ 600,000
IT18-02	IT18-02 Fleet Management Information System	Active	\$ 250,000
IT18-03	IT18-03 Timecard Systems Upgrade	Active	\$ 150,000
IT18-04	IT18-04 Conference Rooms Audio System Replacement	Active	\$ 90,000
IT18-05	IT18-05 Trusted System Document Management	Active	\$ 100,000
IT18-06	IT18-06 Server Replacement and Obsolescence FY18/19-19/20	Active	\$ 900,000
IT18-07	IT18-07 Network Equipment FY18/19-19/20	Active	\$ 850,000
IT18-09	IT18-09 Records Management Information System	Active	\$ 100,000
IT18-10	IT18-10 Board Services Management System	Active	\$ 60,000
IT18-11	IT18-11 IT Security Budget 2018-2019	Active	\$ 150,000
Grand Total			\$ 7,827,444
Total Chartered Project			32
Board Approved Program Budget			\$ 10,000,000
Remaining Unallocated Budget			\$ 2,172,556



ORANGE COUNTY SANITATION DISTRICT

Capital Improvement Program

Contract Performance Report

For the period ending June 30, 2019

Table 9 - Operations & Maintenance Capital Program Status Report

Project Number	Project Name	Status	Allocated Budget
FR00001	FR00001 SALS Hidrostal Pump	Active	\$ 212,268
FR00002	FR00002 Chopper Pump at Dig P P2	Active	\$ 212,268
FR00008	FR00008 Rag Bin Ramp Retrofit	Active	\$ 33,038
FR00011	FR00011 Westside Impeller / Line Replacement	Active	\$ 108,368
SC16-01	SC16-01 Maint. Storage Area Tool Cage	Active	\$ 12,000
SC17-01	SC17-01 CENGEN #1 Elevator Rehab	Active	\$ 12,000
SC17-02	SC17-02 P1 CenGen Plant Water Piping Rehabilitation	Active	\$ 250,000
SC17-03	SC17-03 CenGen Oil Filter Platform	Active	\$ 60,000
SC17-04	SC17-04 P1 CenGen 12KV Circuit Breaker Replacement	Active	\$ 220,000
SC17-05	SC17-05 Hidrostal Pump - TEFC Close Coupled Motor #2 (Pump for SALS)	Active	\$ 261,260
SC17-06	SC17-06 P1 Lab UPS System Replacement	Active	\$ 290,294
SC18-01	SC18-01 P1 Primary Clarifier Fall Protection Improvements	Active	\$ 50,000
SC18-02	SC18-02 Joint Cen Gen Oil Centrifuge Heater & Controls Rehabilitation (MP-18)	Active	\$ 120,000
SC18-03	SC18-03 P1 SALS Main Duty Pump & Motor and Installation - Remaining 2 (MP-52)	Active	\$ 500,000
SC18-04	SC18-04 Edinger UPS Replacement (MP-444)	Active	\$ 15,000
SC18-05	SC18-05 Improvements to P1 Laboratory Boilers - New Burners (MP-485)	Active	\$ 311,000
SC18-06	SC18-06 Pump Station Bypass Parts - Procurement (MP-426)	Active	\$ 500,000
SC18-08	SC18-08 MacArthur Pump Station - FM Valve Replacement	Active	\$ 55,109
SC18-09	SC18-09 Admin Bldg UPS System Replacement	Active	\$ 185,000
SC18-10	SC18-10 P2 South Scrubber Complex Bleach Pump Turndown (MP-420)	Active	\$ 44,900
Grand Total			\$ 3,452,505
Total Chartered Project			20
Board Approved Program Budget			\$ 15,622,000
Remaining Unallocated Budget			\$ 12,169,495



ORANGE COUNTY SANITATION DISTRICT
Capital Improvement Program
Contract Performance Report
 For the period ending June 30, 2019

PART 4 – STAFF AUGMENTATION CONTRACT

In May 2016, the Sanitation District Board of Directors approved a \$41 million professional services agreement with Jacobs Project Management Co. to provide supplemental engineering and support staff services for a four-year term with the option of three one-year renewals. The benefits of using staff augmentation, as opposed to hiring full-time staff or limited-term employees, include rapid mobilization of highly skilled/technical staff, flexibility to change the mix of staff positions on an immediate and as-needed basis, the ability to reduce staff as workloads decrease, access to technical experts to support special tasks, and access to staff with wastewater project experience.

A status table for the Staff Augmentation Contract Status is attached under Table 10, and the Staff Augmentation Labor Summary can be found under Table 11.

Table 10 - Staff Augmentation Contract Status

	Total Fees	Time
Contract	\$41,000,000	86 months ⁽¹⁾
Actuals to Date	\$16,404,460 40%	38 months 44%
Remaining	\$24,595,540 60%	48 months 56%

⁽¹⁾ Assuming three 1-year extensions

Table 11 - Staff Augmentation Labor Summary

	This Quarter	Inception to Date
Labor Hours	9,777	122,111
Full Time Equivalentents	21.7	21.4
Labor Costs (no expenses)	\$1,262,195	\$16,006,931
Average Hourly Rate	\$129	\$131