




Fleet Services

**Don Stokes, Maintenance Manager
Operations Committee
February 5, 2020**





Fleet Services



- Vehicle and equipment maintenance
- Motor pool operation
- Heavy equipment operation
- Facility tour support
- Crane support
- Equipment logistics



Representation of Fleet




Fleet Statistics



- Median vehicle age - 10.3 years
- Vehicles that meet or exceed recommended replacement age of seven years - 99
- Oldest vehicle in fleet is 28 years old



Problem




Aging Vehicles:

- Increased cost of ownership
- Decreased reliability
- Declining resale value
- Lack safety features



Financial Impact



- Cost of replacing vehicles exceeding recommendations is \$6.8 million
- Anticipated average annual capital expenditure \$1.7 million
- Delta of \$1.0 million based on historical spending
- Total value of current fleet is \$12.5 million



Solution



Fleet management strategy:

- Utilization plan
- Standardization
- Maintenance plan
- Replacement plan
 - Alternative fuels
 - Best available control technologies



OCSD Green Fleet 
CNG VEHICLE
WWW.OCSD.COM



OCSD Green Fleet 
HYBRID VEHICLE
WWW.OCSD.COM



OCSD Green Fleet 
ELECTRIC VEHICLE
WWW.OCSD.COM

Vehicle Replacement



Replacement criteria:

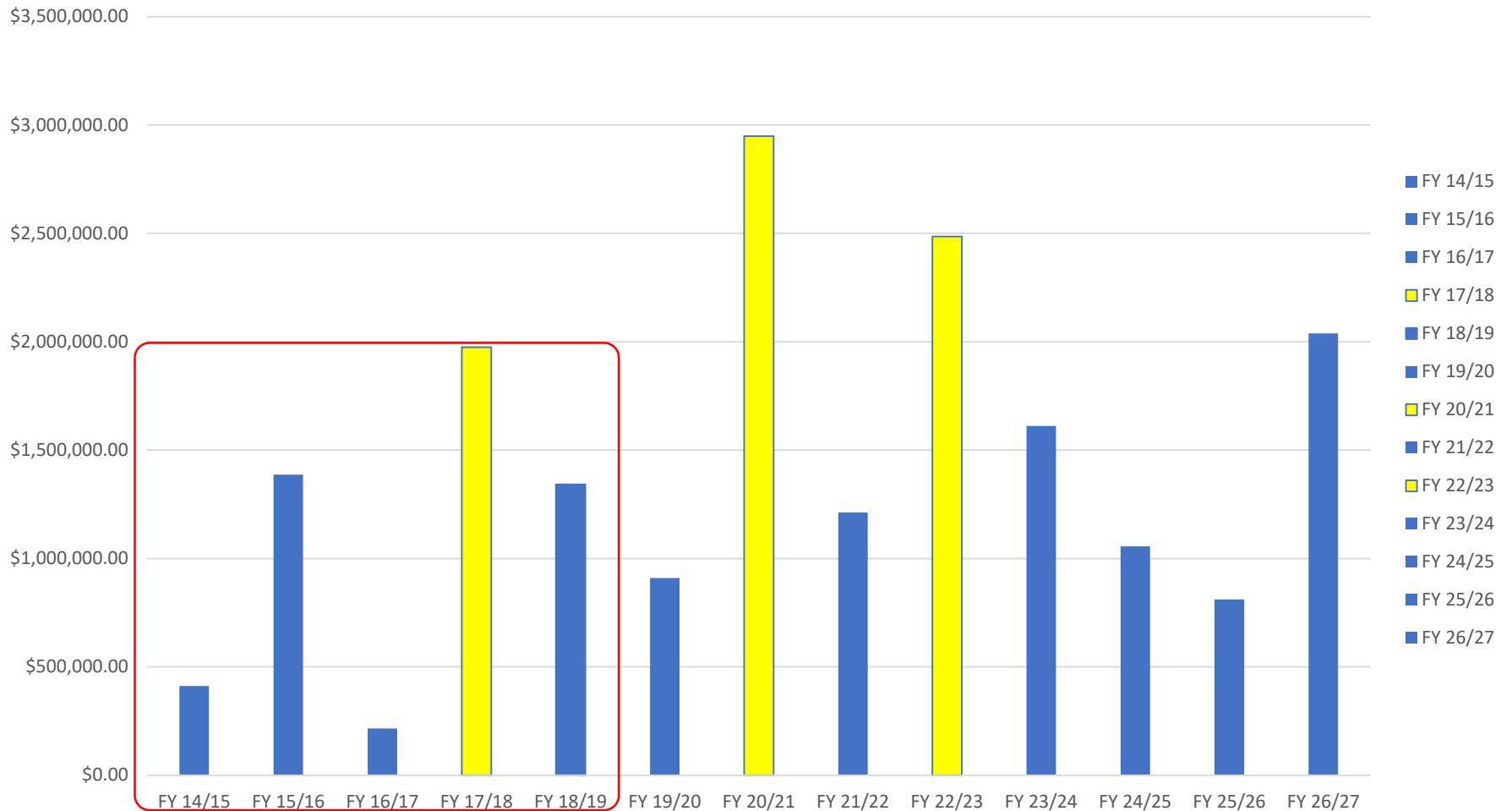
- Age
- Mileage
- Condition
- Operational cost



Past & Future



Annual Expenditures



Questions?

