

**DATE:** December 03, 2025  
**TO:** Orange County Sanitation District Board of Directors  
**FROM:** Robert C. Thompson, General Manager  
Through: Michael T. Dorman, Director of Engineering

This report provides a comprehensive quarterly overview of OC San's engineering contracts and project performance. It presents the status of active projects and commitments, change order performance, and contract activity across construction, professional services, master agreements, and supplemental services. Each section highlights key metrics such as award values, expenditures, and contingency use, offering insight into program health and trends over time.

Part 1 – Active Projects Overview

Part 2 – Active Contracts Overview

Part 3 – Construction Contracts

Part 4 – Construction Contracts Change Orders

Part 5 – Professional Design & Related Services

Part 6 – Master Agreements

Part 7 – Master Services Agreements

Part 8 – Supplemental Engineering Services Contracts

Part 9 – Programming Professional Services Contracts

Part 10 – On-Call Services Contracts

Part 11 – Appendix Tables

## Active Projects Overview



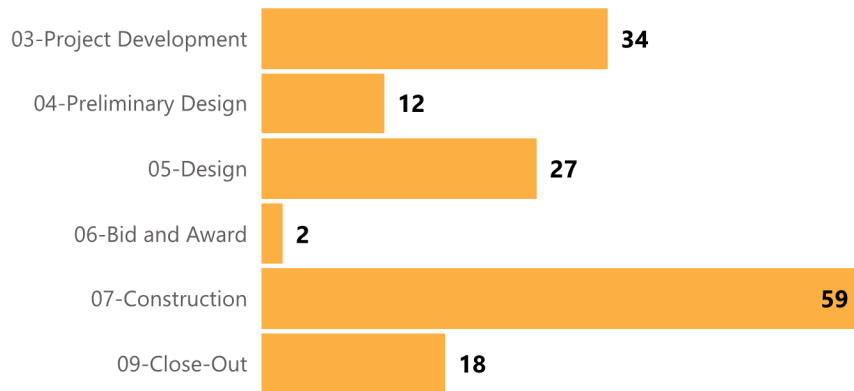
152

Projects

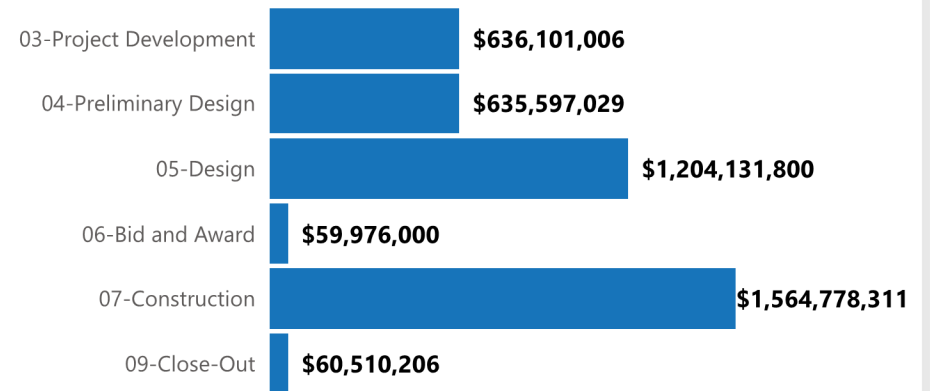
\$4,161,094,352

Total Projects Budget

### Project Count by Phase



### Project Budget by Phase



All OC San projects progress through a standard lifecycle, beginning with project development to establish the overall scope, moving through preliminary and detailed design where that scope is refined and key decisions are made, and ultimately culminating in construction where the design is brought to life. While the greatest effort occurs during construction, careful attention in the earlier stages is critical to minimize changes later, helping to control costs and avoid overruns while ensuring successful project delivery.

## Active Contracts Overview



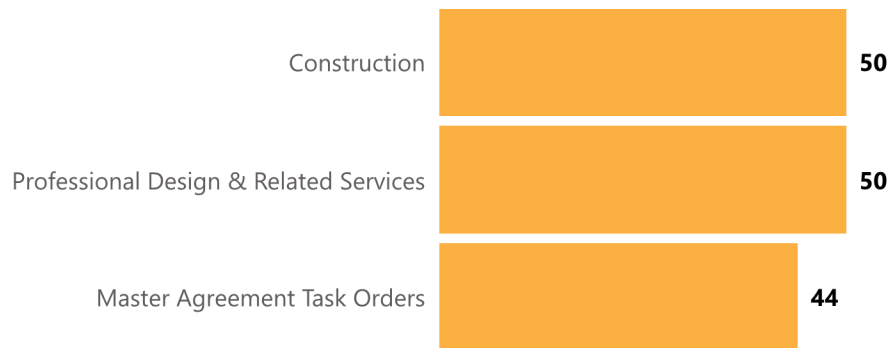
144

Contracts

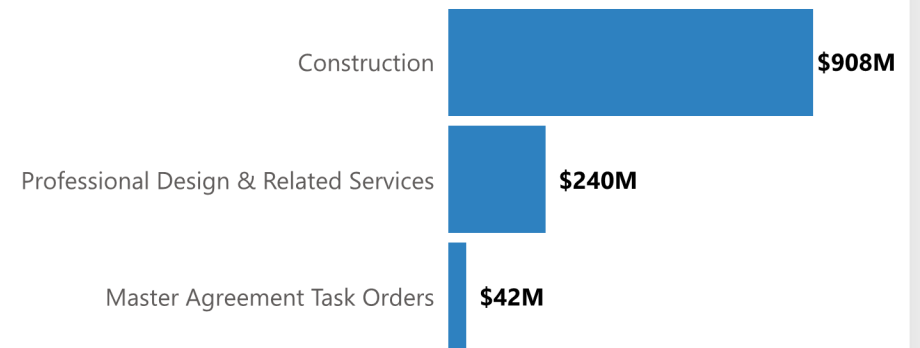
\$1,189,983,337

Total Contracts Value

Contract Count by Type



Contract Total Value by Type



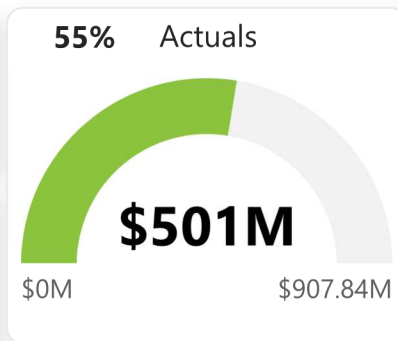
While projects represent the work OC San plans and manages, contracts reflect the formal obligations we hold with external partners. This chart highlights those active commitments, illustrating both the number and relative value of agreements with contractors, consultants, and service providers that support delivery of our projects.

## Construction Contracts



**50**  
Contracts

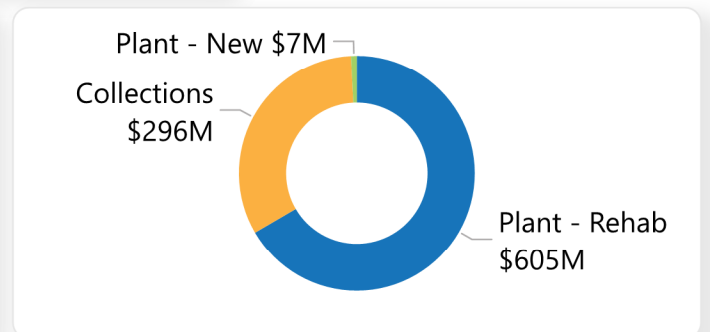
**33**  
Contractors



Awarding Authority	Contracts	Total
Board	49	\$907,539,055
GM	1	\$299,750
Committee	0	\$0

This page provides a view into active construction contracts, illustrating both the distribution by project type and expenditures to date. It also identifies the awarding authority, linking contract progress to the level of approval responsibility.

Category	Contracts	Total	Actuals	Remaining
Plant - Rehab	37	\$604,500,973	\$409,268,345	\$195,232,628
Collections	11	\$296,115,675	\$85,337,691	\$210,777,984
Plant - New	2	\$7,222,157	\$6,366,624	\$855,533
<b>Total</b>	<b>50</b>	<b>\$907,838,805</b>	<b>\$500,972,660</b>	<b>\$406,866,144</b>



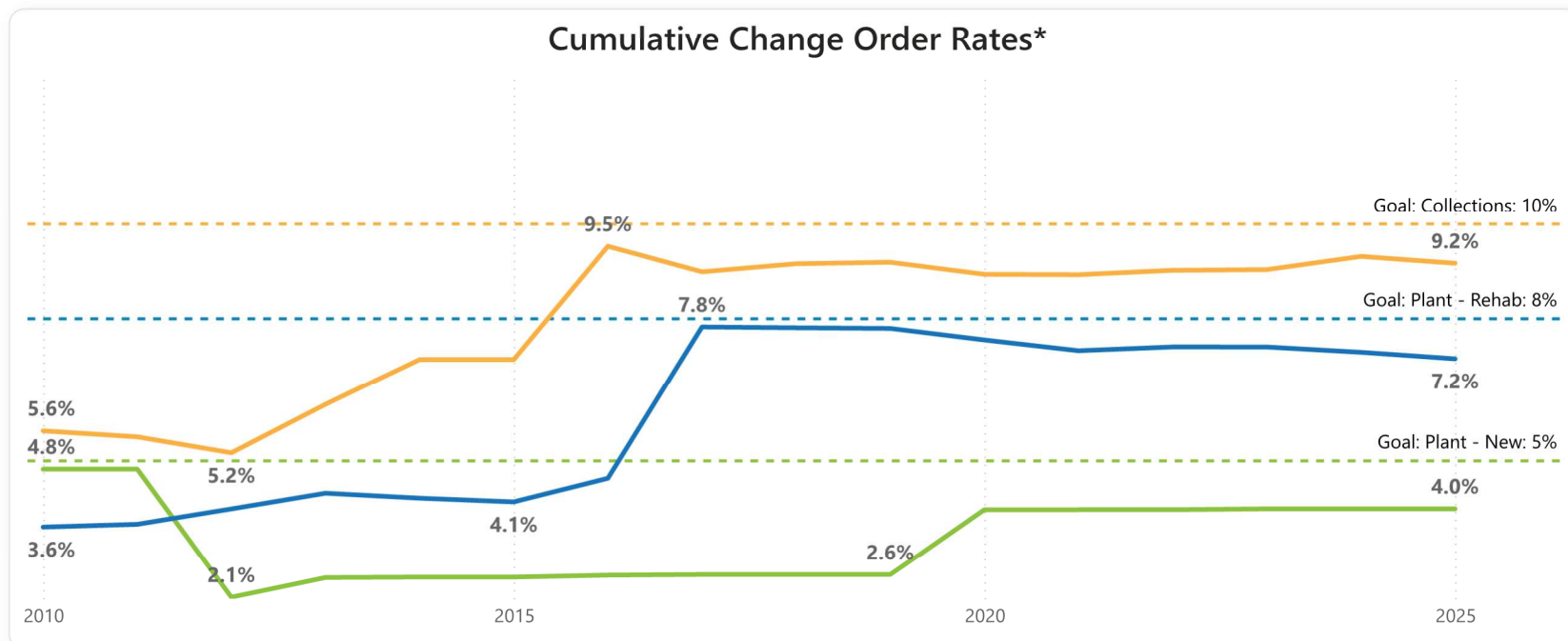
## Construction Contracts Change Orders



### Historical Construction CO Rates

When the Board of Directors awards a construction contract, it also authorizes a contingency amount that enables the General Manager to approve contract change orders up to that limit. One purpose of this report is to track how much of that contingency is ultimately used. Because change order rates are only meaningful once a project is complete, the chart below includes only contracts closed since the Board began formally approving contingencies in 2008. It illustrates how cumulative change order rates have evolved over time for plant-related projects, collection system work, and all contracts combined.

\*Cumulative data beginning in 2008. Chart shows last 15 years.



Contracts Closed Last Quarter by Project		Contracts	Original Contract	Change Orders
Plant - Rehab		3	\$103,003,373	\$6,436,133
FE21-04 - Thickening and Dewatering Facility Handrail Installation at Plant No. 1		1	\$110,400	\$0
FR1-0007R Control Center Offices and Day Training Room Remodeling at Plant No. 1		1	\$348,000	\$11,133
P1-128A - Headquarters Complex at Plant No. 1		1	\$102,544,973	\$6,425,000
Total		3	\$103,003,373	\$6,436,133

## Professional Design & Related Services



50

Contracts

21

Consultants

65% Actuals



Awarding Authority	Contracts	Total
Board	44	\$239,256,318
GM	4	\$440,127
Committee	2	\$359,308

This page provides a view into active professional services contracts, illustrating both the distribution by contract type and the pace of expenditures to date. It also identifies the awarding authority, linking contract progress to the level of approval responsibility.

Contract Type	Contracts	Total	Actuals	Remaining
Professional Design Services Agreement	20	\$151,317,578	\$106,244,906	\$45,072,672
Professional Construction Services Agreement	17	\$69,654,198	\$36,586,063	\$33,068,135
Professional Services Agreement	13	\$19,083,977	\$12,685,003	\$6,398,974
<b>Total</b>	<b>50</b>	<b>\$240,055,753</b>	<b>\$155,515,972</b>	<b>\$84,539,781</b>

## Master Agreements



37

Task Orders

13

Firms

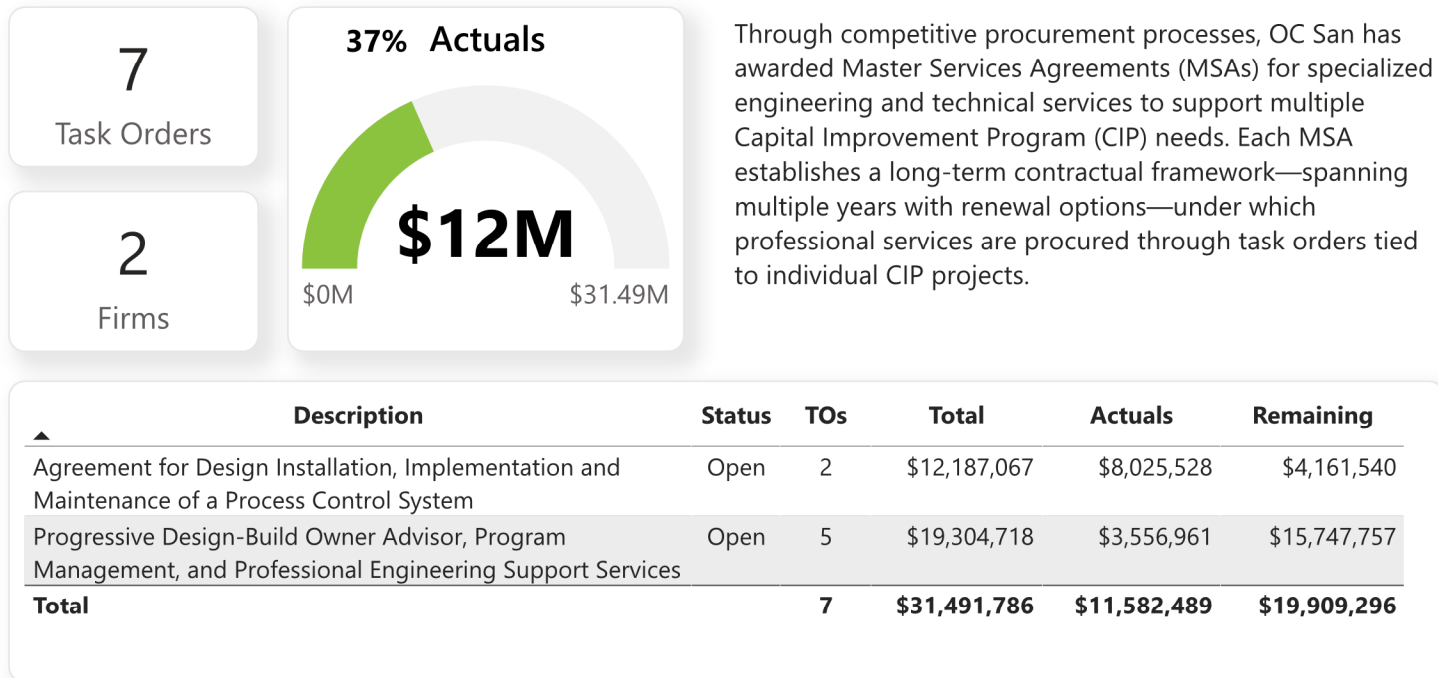
64% Actuals



Master Agreements are issued to a pool of pre-qualified consultants for smaller OC San projects. Task orders, limited to \$500,000, are awarded to the most qualified consultant, and while expired agreements cannot issue new task orders, existing agreements remain active until all task orders are completed.

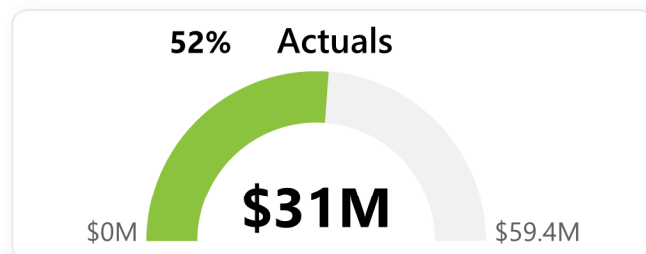
Description	Status	TOs	Total	Actuals	Remaining
2018 Master Professional Design Service Agreements	Expired	10	\$2,332,350	\$2,123,498	\$208,852
2020 Master Agreements for On-Call Planning Studies	Expired	1	\$247,000	\$100,994	\$146,006
2021 Master Professional Design Service Agreements	Expired	16	\$4,326,524	\$3,541,490	\$785,034
2024 Master Professional Design Service Agreements	Open	5	\$2,054,719	\$236,562	\$1,818,157
2024 On-Call Planning Studies	Open	5	\$1,636,401	\$794,385	\$842,016
<b>Total</b>		<b>37</b>	<b>\$10,596,994</b>	<b>\$6,796,929</b>	<b>\$3,800,065</b>

## Master Service Agreements



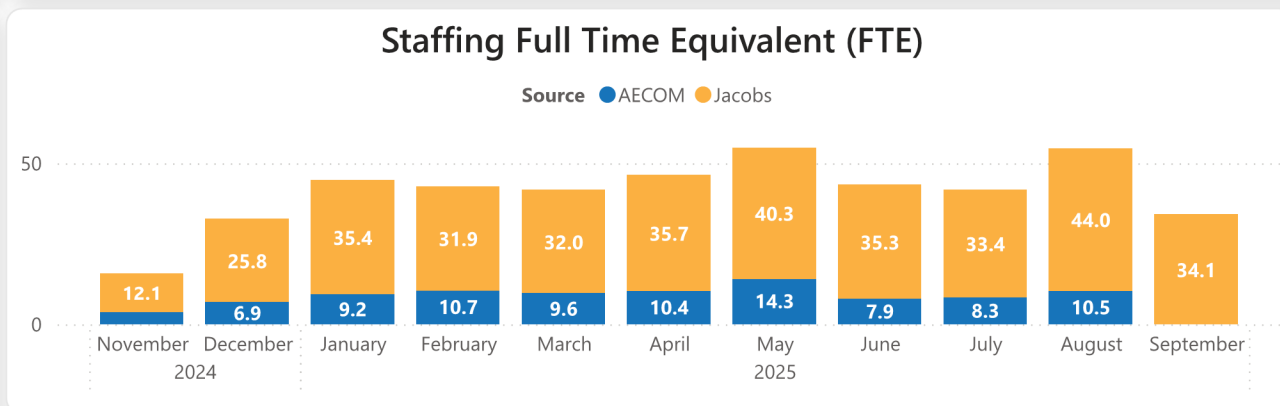


## Supplemental Engineering Services Contracts



Company	Total	Actuals	Remaining	Months Total	Months Elapsed	Months Remaining
AECOM Technical Services, Inc.	\$29,700,000	\$6,325,294	\$23,374,706	48	43	5
Jacobs Project Management Co	\$29,700,000	\$24,767,303	\$4,932,697	48	43	5
<b>Total</b>	<b>\$59,400,000</b>	<b>\$31,092,597</b>	<b>\$28,307,403</b>			

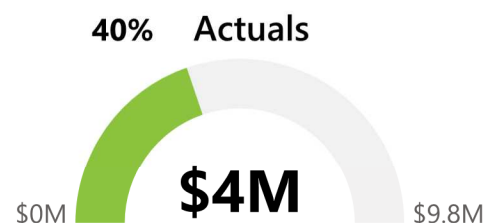
Company	Previous Quarter Hours	Total Hours	Labor Avg Rate
Jacobs Project Management Co	15,459	138,800	\$178
AECOM Technical Services, Inc.	2,609	29,946	\$211
<b>Total</b>	<b>18,068</b>	<b>168,746</b>	<b>\$184</b>



The Board of Directors approved two Professional Service Agreements with qualified firms to provide supplemental engineering services for a multi-year term, with options for renewal. Each agreement was authorized for a not-to-exceed amount and is intended to provide flexible, on-demand access to specialized technical expertise.

Supplemental engineering services contracts offer advantages over hiring additional full-time or limited-term staff, including rapid mobilization of skilled personnel, flexibility to adjust staffing levels and technical skill sets as needs change, access to experts for specialized assignments, and the ability to scale resources in response to fluctuating workloads.

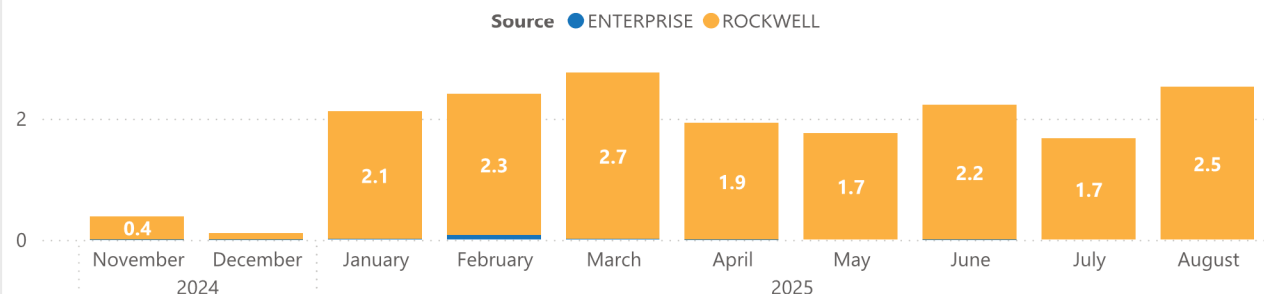
## Programming Professional Services Contracts



Company	Total	Actuals	Remaining	Months Total	Months Elapsed	Months Remaining
Enterprise Automation	\$4,900,000	\$1,832,349	\$3,067,651	48	43	5
Rockwell Automation, Inc.	\$4,900,000	\$2,040,494	\$2,859,506	48	43	5
<b>Total</b>	<b>\$9,800,000</b>	<b>\$3,872,843</b>	<b>\$5,927,157</b>			

Company	Previous Quarter Hours	Total Hours	Labor Avg Rate
Rockwell Automation, Inc.	580	10,873	\$188
Enterprise Automation		9,220	\$199
<b>Total</b>	<b>580</b>	<b>20,093</b>	<b>\$193</b>

### Staffing Full Time Equivalent (FTE)



The Board of Directors previously approved two Professional Service Agreements with qualified firms to provide programming professional services for a multi-year term, with options for renewal. Each agreement was authorized for a not-to-exceed amount and is intended to support programming, testing, commissioning, maintenance, and upgrades of OC San's process control systems, which manage and monitor treatment plant operations.

Using professional services contracts, rather than hiring additional full-time or limited-term staff, offers several advantages including access to short-term resources during critical project phases, rapid mobilization of skilled technical personnel, flexibility to adjust resources to meet project needs, and the ability to scale support up or down in response to workload changes.

## On-Call Services Agreements




14

Agreements

13

Firms

20% Actuals



On-call services agreements provide OC San with flexible access to specialized technical expertise across multiple categories, such as inspection and testing, engineering support, and surveying. These agreements allow staff to request services on an as-needed basis, ensuring that qualified firms are available to support project and operational needs without the cost of maintaining permanent staff for highly specialized tasks. Some agreements also include multi-year terms with renewal options, offering continuity for recurring service needs.

Project / Firm	Total	Actuals	Remaining	Expiration
<b>CEQA Support Services</b>	<b>\$1,500,000</b>	<b>\$0</b>	<b>\$1,500,000</b>	
HDR Engineering, Inc.	\$1,500,000	\$0	\$1,500,000	10/21/2028
<b>Coating and Corrosion Management Assessment Staffing Support Services</b>	<b>\$700,000</b>	<b>\$329,291</b>	<b>\$370,709</b>	
CorrPro Companies, Inc.	\$700,000	\$329,291	\$370,709	3/1/2026
<b>Coating Inspection Services</b>	<b>\$1,500,000</b>	<b>\$197,370</b>	<b>\$1,302,630</b>	
CorrPro Companies, Inc.	\$500,000	\$136,010	\$363,990	4/30/2028
Diversified Project Services International, Inc.	\$500,000	\$40,165	\$459,835	4/30/2028
TKE Engineering, Inc.	\$500,000	\$21,195	\$478,805	4/30/2028
<b>Condition Assessment On-Call Contractor Support Services</b>	<b>\$2,428,757</b>	<b>\$1,536,112</b>	<b>\$892,645</b>	
Jamison Engineering	\$2,428,757	\$1,536,112	\$892,645	10/31/2026
<b>Geotechnical Testing Services</b>	<b>\$3,000,000</b>	<b>\$148,624</b>	<b>\$2,851,376</b>	
Atlas Technical Consultants LLC	\$750,000	\$30,466	\$719,534	4/30/2028
Kleinfelder, Inc.	\$750,000	\$11,138	\$738,862	4/30/2028
Ninyo & Moore	\$750,000	\$11,873	\$738,128	4/30/2028
NOVA Services, Inc.	\$750,000	\$95,147	\$654,853	4/30/2028
<b>Surveying Services</b>	<b>\$2,000,000</b>	<b>\$59,842</b>	<b>\$1,940,158</b>	
D. Woolley & Associates	\$500,000	\$12,509	\$487,491	4/30/2028
Michael Baker International, Inc.	\$500,000	\$14,636	\$485,364	4/30/2028
Psomas	\$500,000	\$21,559	\$478,441	4/30/2028
Stantec Consulting Services Inc.	\$500,000	\$11,138	\$488,862	4/30/2028
<b>Total</b>	<b>\$11,128,757</b>	<b>\$2,271,238</b>	<b>\$8,857,519</b>	

Appendix Table 1: **Active Construction Contracts**

Project	Purchase Order	Contractor	Award Date	Awarding Authority	Contract				Contingency			
					Award	Change Orders	Current	Actuals %	Original	Current	Used	Remaining
2-49 - Taft Branch Improvements	108680-OB	Big Ben Inc.	5/22/2024	Board	\$20,458,250	\$0	\$20,458,250	35%	10.0%	10.0%	0.0%	10.0%
3-64C - Los Alamitos Sub-Trunk and Westside Relief Interceptor Rehabilitation	108920-OB	T.E. Roberts, Inc.	12/18/2024	Board	\$35,320,572	\$0	\$35,320,572	3%	10.0%	10.0%	0.0%	10.0%
3-67 - Seal Beach Pump Station Replacement	108352-OB	Walsh Construction Company II, LLC	12/14/2023	Board	\$97,032,743	\$540,088	\$97,572,831	23%	10.0%	10.0%	0.6%	9.4%
5-67 - Bay Bridge Pump Station Replacement	108998-OB	J.F. Shea Construction, Inc.	2/26/2025	Board	\$87,321,000	\$0	\$87,321,000	7%	10.0%	10.0%	0.0%	10.0%
7-65 - Gisler-Red Hill Interceptor and Baker Force Main Rehabilitation	108177-OB	Steve P. Rados, Inc.	5/24/2023	Board	\$44,706,000	(\$1,067,300)	\$43,638,700	86%	10.0%	10.0%	0.0%	12.4%
7-68 - MacArthur Force Main Improvements	108237-OB	SRK Engineering, Inc.	7/26/2023	Board	\$3,897,000	\$389,500	\$4,286,500	91%	10.0%	10.0%	10.0%	0.0%
FE18-13 - Redhill Relief Sewer Relocation at State Route 55	107836-OB	SRK Engineering, Inc.	6/22/2022	Board	\$2,213,000	\$683,317	\$2,896,317	100%	15.0%	60.0%	30.9%	29.1%
FE19-01 - Pump Station Portable Generator Connectors	107469-OB	Pacific Industrial Electric	9/29/2021	Board	\$1,207,479	\$68,343	\$1,275,822	100%	10.0%	16.0%	5.7%	10.3%
FE19-02 - Cengen Plant Water Pipe Replacement at Plant No. 1	108466-OB	Innovative Construction Solutions	3/27/2024	Board	\$3,385,000	\$0	\$3,385,000	7%	10.0%	10.0%	0.0%	10.0%
FE19-03 - Trickling Filter Sludge and Scum Pumps Replacement at Plant No. 1	107558-OB	Garney Pacific, Inc.	2/23/2022	Board	\$778,000	\$23,471	\$801,471	100%	10.0%	10.0%	3.0%	7.0%
FE19-04 - Sunflower Pump Replacement at Plant No. 1	107474-OB	GSE Construction Company, Inc.	10/27/2021	Board	\$2,123,200	\$196,143	\$2,319,343	83%	10.0%	25.0%	9.2%	15.8%

Appendix Table 1: **Active Construction Contracts**

Project	Purchase Order	Contractor	Award Date	Awarding Authority	Contract				Contingency			
					Award	Change Orders	Current	Actuals %	Original	Current	Used	Remaining
FE19-08 - Secondary Treatment VFD Replacements at Plant No. 2	107759-OB	ACS Engineering	3/23/2022	Board	\$1,433,000	\$0	\$1,433,000	15%	10.0%	10.0%	0.0%	10.0%
FE20-02 - Digester C, D, F, and G Mechanical Rehabilitation at Plant No. 2	108721-OB	J.F. Shea Construction, Inc.	6/26/2024	Board	\$3,694,000	\$0	\$3,694,000	42%	10.0%	10.0%	0.0%	10.0%
FE20-04 - Cengen Cooling Water Pipe Replacement at Plant No. 2	107956-OB	Innovative Construction Solutions	11/16/2022	Board	\$3,487,600	\$0	\$3,487,600	73%	10.0%	10.0%	0.0%	10.0%
FE20-05 - Plant Water Piping Replacement at Secondary Clarifiers 1-26 at Plant No. 1	108839-OB	T.E. Roberts, Inc.	9/25/2024	Board	\$1,375,313	\$0	\$1,375,313	74%	10.0%	10.0%	0.0%	10.0%
FE20-08 - Olive Sub-Trunk Siphon Rehabilitation at Santa Ana River	108162-OB	MMC, Inc.	4/26/2023	Board	\$1,944,000	\$17,953	\$1,961,953	96%	10.0%	10.0%	0.9%	9.1%
FE21-07 - Liquid Oxygen Tank A Replacement at Plant No. 2	107982-OB	J.R. Filanc Construction Company, Inc.	12/15/2022	Board	\$2,608,007	\$0	\$2,608,007	86%	10.0%	10.0%	0.0%	10.0%
FE21-08 - Newhope-Placentia Sewer Manhole Replacements	108925-OB	Sancon Technologies Inc.	12/18/2024	Board	\$406,730	\$0	\$406,730		20.0%	20.0%	0.0%	20.0%
FE22-01 - Platform Modifications for Process Areas at Plant No. 1 and No. 2	108973-OB	Tharsos, Inc.	12/18/2024	Board	\$494,494	\$0	\$494,494		15.0%	15.0%	0.0%	15.0%
FE22-02 - Liquid Oxygen Tank B Replacement at Plant No. 2	108434-OA	J.R. Filanc Construction Company, Inc.	2/28/2024	Board	\$3,098,000	\$0	\$3,098,000	16%	10.0%	10.0%	0.0%	10.0%
FE23-01 - Digester Gas Compressor Dryer Replacements at Plant Nos. 1 and 2	108564-OA	Innovative Construction Solutions	9/10/2024	Board	\$5,942,500	\$0	\$5,942,500		10.0%	10.0%	0.0%	10.0%
FE23-06 - HVAC Replacements at Plant Nos. 1 and 2	108748-OA	ACCO Engineered Systems	7/24/2024	Board	\$1,698,204	\$0	\$1,698,204	35%	10.0%	10.0%	0.0%	10.0%

Appendix Table 1: **Active Construction Contracts**

Project	Purchase Order	Contractor	Award Date	Awarding Authority	Contract				Contingency			
					Award	Change Orders	Current	Actuals %	Original	Current	Used	Remaining
FE23-08 - Power Buildings 7 and 8 HVAC Replacement at Plant No. 1	164716-OS	Trane U.S. Inc.	10/2/2024	Board	\$687,708	\$0	\$687,708	46%	5.0%	5.0%	0.0%	5.0%
FE23-09 - Primary Clarifiers F and G Rotating Mechanism Rehabilitation at Plant No. 2	108851-OA	Vicon Enterprise	9/25/2024	Board	\$3,150,000	\$0	\$3,150,000	47%	15.0%	42.0%	0.0%	42.0%
FE24-11 - Steve Anderson Lift Station (SALS) Variable Frequency Drive (VFD) Replacement at Plant No. 1	109214-OB	Big Sky Electric	7/23/2025	GM	\$299,750	\$0	\$299,750					
FR1-0005 - Cengen and 12Kv Service Center Switchgear Battery System Upgrades at Plant No. 1	108306-OB	Mass Electric Construction Co.	11/27/2023	Board	\$970,000	\$122,461	\$1,092,461	95%	10.0%	20.0%	12.6%	7.4%
FR1-0011 - VFD Replacements at Plant No. 1	108019-OB	ACS Engineering	12/15/2022	Board	\$1,214,888	\$0	\$1,214,888	19%	10.0%	10.0%	0.0%	10.0%
FR1-0020 - Traffic Signal Installation at Ellis Avenue and Mt. Langley Street Intersection	108767-OB	Asplundh Construction LLC	10/4/2024	Board	\$746,250	\$19,033	\$765,283		10.0%	10.0%	2.6%	7.4%
FR1-0022 - Back-up Power for Laboratory Equipment at Plant No. 1	109048-OB	Leed Electric	4/16/2025	Board	\$133,000	\$0	\$133,000	42%	10.0%	10.0%	0.0%	10.0%
FR2-0023 - Activated Sludge Clarifier Entry Improvements at Plant No. 2	108394-OB	Tharsos, Inc.	3/21/2024	Board	\$1,171,000	\$25,477	\$1,196,477	98%	10.0%	10.0%	2.2%	7.8%
FR2-0026 - Headworks Phase 3 Cable Replacement at Plant No. 2	108034-OB	ACS Engineering	2/22/2023	Board	\$575,360	\$12,846	\$588,206	51%	20.0%	20.0%	2.2%	17.8%
FR2-0026R Headworks Phase 3 Cable Replacement at Plant No. 2	169385-OS	Big Sky Electric	2/22/2023	GM	\$358,360	\$0	\$358,360	100%	20.0%	20.0%	0.0%	20.0%
FR2-0032 - Digester K Dome Repair at Plant No. 2	108906-OA	Structural Preservation Systems, LLC	11/20/2024	Board	\$876,707	\$12,900	\$889,607	68%	15.0%	15.0%	1.5%	13.5%

Appendix Table 1: **Active Construction Contracts**

Project	Purchase Order	Contractor	Award Date	Awarding Authority	Contract				Contingency			
					Award	Change Orders	Current	Actuals %	Original	Current	Used	Remaining
FR2-0033 - Digesters O - T Bridge Repair at Plant No. 2	168378-OS	Jamison Engineering	12/10/2024	Board	\$255,962	\$0	\$255,962		10.0%	10.0%	0.0%	10.0%
FRC-0010 - Warner Avenue Vault Cover Improvements	108769-OB	Minako America Corporation	7/24/2024	Board	\$977,000	\$0	\$977,000	90%	10.0%	10.0%	0.0%	10.0%
J-117B - Outfall Low Flow Pump Station	106518-OB	Shimmick Construction	12/19/2018	Board	\$90,200,000	\$5,932,583	\$96,132,583	96%	8.0%	8.0%	6.6%	1.4%
J-120A - Control Room Reconfiguration at Plant No.1	109018-OB	Estate Design and Construction, Inc.	4/2/2025	Board	\$1,033,000	\$0	\$1,033,000	6%	10.0%	10.0%	0.0%	10.0%
J-135B - Engine and Generator Overhauls at Plant No. 1 and 2	107847-OB	Cooper Machinery Services	7/27/2022	Board	\$29,361,029	\$3,644,111	\$33,005,140	87%	10.0%	18.0%	12.4%	5.6%
J-98 - Electrical Power Distribution System Improvements	109216-OB	Shimmick Construction	7/15/2025	Board	\$24,352,127	\$0	\$24,352,127		10.0%	10.0%	0.0%	10.0%
P1-105 - Headworks Rehabilitation at Plant 1	107274-OB	Kiewit Infrastructure West Co.	3/24/2021	Board	\$222,330,000	\$8,404,085	\$230,734,085	71%	4.0%	8.0%	3.8%	4.2%
P1-128A.1 Headquarters Complex at Plant No. 1	108236-OB	EIDIM Group, Inc.	9/20/2023	Board	\$1,580,000	\$28,356	\$1,608,356	100%	10.0%	10.0%	1.8%	8.2%
P1-132 - Uninterruptable Power Supply Improvements at Plant 1	107979-OB	Leed Electric	12/15/2022	Board	\$5,765,789	\$86,823	\$5,852,612	86%	10.0%	10.0%	1.5%	8.5%
P1-133 - Primary Sedimentation Basins No. 6-31 Reliability Improvements at Plant No. 1	107553-OB	Shimmick Construction	2/23/2022	Board	\$6,275,000	\$181,874	\$6,456,874	99%	10.0%	10.0%	2.9%	7.1%
P2-127 - Collections Yard Relocation and Warehouse Demolition at Plant No. 2	108238-OB	Archico Design Build, Inc.	9/19/2023	Board	\$6,500,000	\$1,196,890	\$7,696,890	100%	10.0%	18.4%	18.4%	0.0%

Appendix Table 1: **Active Construction Contracts**

Project	Purchase Order	Contractor	Award Date	Awarding Authority	Contract				Contingency			
					Award	Change Orders	Current	Actuals %	Original	Current	Used	Remaining
P2-128A - South Perimeter Wall and Soil Improvements at Plant No. 2	108897-OB	Ames Construction, Inc.	3/27/2025	Board	\$25,270,000	\$0	\$25,270,000	44%	10.0%	10.0%	0.0%	10.0%
P2-137A - Digester P and R Dome Tendon Repair	108762-OB	Structural Preservation Systems, LLC	9/18/2024	Board	\$2,597,864	\$0	\$2,597,864	92%	10.0%	10.0%	0.0%	10.0%
P2-98A - A-Side Primary Clarifiers Replacement at Plant 2	107366-OB	PCL CONSTRUCTION INC.	5/26/2021	Board	\$111,405,880	\$4,116,001	\$115,521,881	71%	6.0%	6.0%	3.7%	2.3%
SC19-06 - EPSA Standby Power Generator Control Upgrades at Plant No. 2	108286-OB	Shimmick Construction	10/17/2023	Board	\$3,500,000	\$20,357	\$3,520,357	99%	10.0%	10.0%	0.6%	9.4%
SC22-01 - EPSA Electrical Building and Distribution Center H HVAC System Replacement at Plant No. 2	108187-OA	Trane U.S. Inc.	6/28/2023	Board	\$3,862,000	\$0	\$3,862,000	74%	10.0%	10.0%	0.0%	10.0%
SC22-02 - HVAC Replacement for Plant 2 Centrifuge Building, Operations Building, and Bitter Point PS	108983-OB	Trane U.S. Inc.	2/26/2025	Board	\$2,746,477	\$0	\$2,746,477		10.0%	10.0%	0.0%	10.0%
<b>50</b>					<b>\$872,819,243</b>	<b>\$24,655,312</b>	<b>\$897,474,555</b>					



Appendix Table 2: **Active Engineering Services Agreements**

Project	Purchase Order	Firm	Award Date	Awarding Authority	Contract				Contingency			
					Award	Change Orders	Current	Actuals %	Original	Current	Used	Remaining
11-33 - Edinger Pump Station Replacement	107944-OB	Arcadis U.S., Inc.	9/27/2023	Board	\$3,125,590	\$35,180	\$3,160,770	76%	10.0%	10.0%	1.1%	8.9%
1-23 - Santa Ana Trunk Sewer Rehabilitation	107751-OB	Stantec Consulting Services Inc.	4/27/2022	Board	\$3,880,000	\$0	\$3,880,000	95%	10.0%	10.0%	0.0%	10.0%
2-49 - Taft Branch Improvements	108554-OB	Woodard & Curran, Inc.	7/23/2024	Board	\$1,108,033	\$0	\$1,108,033	35%	10.0%	10.0%	0.0%	10.0%
3-60 - Knott - Miller Holder Artesia Branch Rehabilitation	108291-OB	Dudek	10/24/2023	Board	\$1,200,000	\$0	\$1,200,000	55%	10.0%	10.0%	0.0%	10.0%
3-64C - Los Alamitos Sub-Trunk and Westside Relief Interceptor Rehabilitation	108917-OB	AECOM Technical Services, Inc.	2/4/2025	Board	\$1,576,696	\$0	\$1,576,696	4%	10.0%	10.0%	0.0%	10.0%
3-67 - Seal Beach Pump Station Replacement	108345-OB	Lee & Ro, Inc.	12/14/2023	Board	\$6,148,000	\$0	\$6,148,000	33%	10.0%	10.0%	0.0%	10.0%
5-67 - Bay Bridge Pump Station Replacement	106106-OB	Arcadis U.S., Inc.	10/25/2017	Board	\$7,137,000	\$2,116,140	\$9,253,140	92%	10.0%	35.0%	29.7%	5.3%
5-67 - Bay Bridge Pump Station Replacement	108988-OB	Arcadis U.S., Inc.	2/26/2025	Board	\$12,143,580	\$38,163	\$12,181,743	3%	10.0%	10.0%	0.3%	9.7%
5-68 - Newport Beach Pump Station Pressurization Improvements	108011-OB	Dudek	2/1/2023	Board	\$124,979	\$0	\$124,979	68%	10.0%	10.0%	0.0%	10.0%
6-20 - Fairview Sewer Rehabilitation	107848-OB	Dudek	7/27/2022	Board	\$1,200,000	\$0	\$1,200,000	78%	10.0%	10.0%	0.0%	10.0%
7-65 - Gisler-Red Hill Interceptor and Baker Force Main Rehabilitation	108170-OB	CDM Smith Inc.	5/24/2023	Board	\$988,460	\$98,846	\$1,087,306	86%	10.0%	10.0%	10.0%	0.0%
7-68 - MacArthur Force Main Improvements	107338-OB	Michael Baker International, Inc.	5/26/2021	Board	\$500,000	\$0	\$500,000	100%	10.0%	10.0%	0.0%	10.0%

Appendix Table 2: **Active Engineering Services Agreements**

Project	Purchase Order	Firm	Award Date	Awarding Authority	Contract				Contingency			
					Award	Change Orders	Current	Actuals %	Original	Current	Used	Remaining
7-68 - MacArthur Force Main Improvements	108242-OB	Michael Baker International, Inc.	9/11/2023	Board	\$272,002	\$0	\$272,002	65%	10.0%	10.0%	0.0%	10.0%
FR1-0007 - Control Center Offices and Day Training Room Remodeling at Plant No. 1	112686-OS	AECOM Technical Services, Inc.	7/24/2017	GM	\$48,000	\$33,351	\$81,351	11%				
J-117B - Outfall Low Flow Pump Station	106511-OB	Brown and Caldwell	12/19/2018	Board	\$8,563,913	\$1,584,324	\$10,148,237	86%	10.0%	18.5%	18.5%	0.0%
J-117B - Outfall Low Flow Pump Station	106574-OB	SEL Engineering Services, Inc.	3/27/2019	Board	\$1,096,074	\$235,461	\$1,331,535	55%	10.0%	24.0%	21.5%	2.5%
J-124 - Digester Gas Facilities Rehabilitation	106109-OB	Brown and Caldwell	11/15/2017	Board	\$11,770,000	\$10,214,559	\$21,984,559	76%	10.0%	89.9%	86.8%	3.1%
J-128 - Project Management Information System	105999-OB	PMWeb, Inc.	6/27/2017	Board	\$1,022,500	\$200,817	\$1,223,317	93%	20.0%	20.0%	19.6%	0.4%
J-98 - Electrical Power Distribution System Improvements	106839-OB	Brown and Caldwell	2/26/2020	Board	\$2,240,000	\$223,806	\$2,463,806	100%	10.0%	10.0%	10.0%	0.0%
J-98 - Electrical Power Distribution System Improvements	106872-OB	Schweitzer Engineering Laboratories, Inc	3/25/2020	Board	\$1,296,878	\$0	\$1,296,878	36%	10.0%	10.0%	0.0%	10.0%
J-98 - Electrical Power Distribution System Improvements	109215-OB	Brown and Caldwell	7/15/2025	Board	\$2,667,874	\$0	\$2,667,874	1%	10.0%	10.0%	0.0%	10.0%
P1-105 - Headworks Rehabilitation at Plant 1	107273-OB	Carollo Engineers, Inc	3/24/2021	Board	\$16,500,000	\$0	\$16,500,000	69%	10.0%	10.0%	0.0%	10.0%
P1-105 - Headworks Rehabilitation at Plant 1	108326-OB	SEL Engineering Services, Inc.	11/8/2023	GM	\$137,275	\$5,468	\$142,743	20%	8.7%	8.7%	4.0%	4.8%

Appendix Table 2: **Active Engineering Services Agreements**

Project	Purchase Order	Firm	Award Date	Awarding Authority	Contract				Contingency			
					Award	Change Orders	Current	Actuals %	Original	Current	Used	Remaining
P1-126 - Primary Sedimentation Basins No. 3-5 Replacement at Plant No. 1	107773-OB	Black & Veatch Corporation	4/27/2022	Board	\$14,163,000	\$207,183	\$14,370,183	78%	10.0%	10.0%	1.5%	8.5%
P1-128A - Headquarters Complex at Plant No. 1	107322-OB	AECOM Technical Services, Inc.	4/28/2021	Board	\$6,750,000	\$299,107	\$7,049,107	100%	10.0%	10.0%	4.4%	5.6%
P1-128A - Headquarters Complex at Plant No. 1	107358-OB	HDR Engineering, Inc.	5/26/2021	Board	\$4,900,000	\$726,720	\$5,626,720	97%	10.0%	15.0%	14.8%	0.2%
P1-132 - Uninterruptable Power Supply Improvements at Plant 1	106795-OB	Tetra Tech, Inc.	11/20/2019	Board	\$784,630	\$62,755	\$847,385	100%	10.0%	10.0%	8.0%	2.0%
P1-132 - Uninterruptable Power Supply Improvements at Plant 1	108035-OB	Tetra Tech, Inc.	11/9/2023	Board	\$217,830	\$0	\$217,830	51%	10.0%	10.0%	0.0%	10.0%
P1-133 - Primary Sedimentation Basins No. 6-31 Reliability Improvements at Plant No. 1	107574-OB	Carollo Engineers, Inc	3/23/2022	Board	\$530,000	\$0	\$530,000	65%	10.0%	10.0%	0.0%	10.0%
P1-137 - Support Buildings Seismic Improvements at Plant No. 1	107859-OB	Simpson, Gumpertz, and Heger	7/27/2022	Board	\$1,900,000	\$151,537	\$2,051,537	92%	10.0%	10.0%	8.0%	2.0%
P1-138 - Industrial Control System and IT Data Center Relocation at Plant No. 1	109244-OB	Lee & Ro, Inc.	8/11/2025	Board	\$2,354,485	\$0	\$2,354,485		10.0%	10.0%	0.0%	10.0%
P1-140 - Activated Sludge-1 Rehabilitation at Plant No. 1	107975-OB	HDR Engineering, Inc.	12/15/2022	Board	\$18,462,443	\$570,667	\$19,033,110	65%	10.0%	10.0%	3.1%	6.9%
P2-124 - Interim Food Waste Receiving Facility	106468-OB	Kennedy/Jenks Consultants, Inc.	9/26/2018	Board	\$695,000	\$31,168	\$726,168	100%	10.0%	10.0%	4.5%	5.5%
P2-128 - Digester Replacement at Plant No. 2	107098-OB	Brown and Caldwell	7/22/2020	Board	\$39,300,000	\$9,602,657	\$48,902,657	67%	10.0%	26.0%	24.4%	1.6%

Appendix Table 2: **Active Engineering Services Agreements**

Project	Purchase Order	Firm	Award Date	Awarding Authority	Contract				Contingency			
					Award	Change Orders	Current	Actuals %	Original	Current	Used	Remaining
P2-128A - South Perimeter Wall and Soil Improvements at Plant No. 2	108883-OB	Brown and Caldwell	11/20/2024	Board	\$2,043,717	\$0	\$2,043,717	18%	10.0%	10.0%	0.0%	10.0%
P2-135 - Chemical Systems Rehabilitation at Plant No. 2	108070-OB	Lee & Ro, Inc.	3/22/2023	Board	\$862,328	\$86,220	\$948,548	100%	10.0%	10.0%	10.0%	0.0%
P2-136 - Activated Sludge Aeration Basin Rehabilitation at Plant No. 2	108325-OB	Carollo Engineers, Inc	10/25/2023	Board	\$5,891,599	\$180,630	\$6,072,229	33%	10.0%	10.0%	3.1%	6.9%
P2-137 - Digesters Rehabilitation at Plant No. 2	107598-OB	CDM Smith Inc.	3/23/2022	Board	\$2,700,000	\$270,000	\$2,970,000	111%	10.0%	58.0%	10.0%	48.0%
P2-137A - Digester P and R Dome Tendon Repair	108728-OB	CDM Smith Inc.	8/27/2024	Committee	\$209,000	\$0	\$209,000	62%	10.0%	10.0%	0.0%	10.0%
P2-138 - Operations and Maintenance Complex at Plant No. 2.	107993-OB	Stantec Architecture Inc.	1/25/2023	Board	\$7,914,529	\$584,672	\$8,499,201	54%	10.0%	42.0%	7.4%	34.6%
P2-140 - Truck Loading Bay Odor Control Improvements at Plant No. 2	109240-OB	CDM Smith Inc.	8/7/2025	Board	\$899,800	\$0	\$899,800		10.0%	10.0%	0.0%	10.0%
P2-98A - A-Side Primary Clarifiers Replacement at Plant 2	107336-OB	Black & Veatch Corporation	5/26/2021	Board	\$8,400,000	\$0	\$8,400,000	71%	10.0%	10.0%	0.0%	10.0%
P2-98A - A-Side Primary Clarifiers Replacement at Plant 2	108152-OB	SEL Engineering Services, Inc.	5/23/2023	GM	\$97,399	\$0	\$97,399	42%				
PS21-06 - Urban Runoff Optimization Study	108067-OB	Michael Baker International, Inc.	3/22/2023	Board	\$711,230	\$70,700	\$781,930	100%	10.0%	10.0%	9.9%	0.1%
PS21-07 - Process Simulation Model Development for Cen Gen Facilities	108372-OA	Intelliflux Controls	2/5/2024	Committee	\$150,308	\$0	\$150,308	44%	10.0%	10.0%	0.0%	10.0%
PS23-04 - Digital Asset Management Study	109095-OB	Black & Veatch Corporation	5/9/2025	Board	\$799,917	\$0	\$799,917	10%	10.0%	10.0%	0.0%	10.0%

Appendix Table 2: **Active Engineering Services Agreements**

Project	Purchase Order	Firm	Award Date	Awarding Authority	Contract				Contingency			
					Award	Change Orders	Current	Actuals %	Original	Current	Used	Remaining
PS23-05 - Utility Water Planning Study at Plant Nos. 1 and 2	109109-OB	HDR Engineering, Inc.	5/15/2025	Board	\$670,000	\$0	\$670,000	13%	10.0%	10.0%	0.0%	10.0%
RE21-01 - Supercritical Water Oxidation Demonstration at Plant No. 1	107513-OB	374Water Systems, Inc.	12/15/2021	Board	\$5,139,000	\$201,858	\$5,340,858	41%	10.0%	10.0%	3.9%	6.1%
SC19-06 - EPSA Standby Power Generator Control Upgrades at Plant No. 2	109019-OB	SEL Engineering Services, Inc.	5/22/2025	GM	\$118,634	\$0	\$118,634	30%	15.0%	15.0%	0.0%	15.0%
<b>50</b>					<b>\$211,411,703</b>	<b>\$27,831,989</b>	<b>\$239,243,692</b>					

Appendix Table 3: **Active Task Orders by Master Agreements**

Project	Purchase Order	Firm	Award Date	Awarding Authority	Original Task Order	Amendments	Current Task Order	Actuals %
<b>2018 Master Professional Design Service Agreements</b>								
FR1-0011 - VFD Replacements at Plant No. 1	106393-OB	Black & Veatch Corporation	4/8/2021	GM	\$283,000	\$17,000	\$300,000	83%
FE20-02 - Digester C, D, F, and G Mechanical Rehabilitation at Plant No. 2	106394-OB	HDR Engineering, Inc.	3/2/2021	GM	\$188,212	\$34,352	\$222,564	95%
FE18-06 - CenGen Instrument Air Compressors Replacement at Plant No. 1	106395-OB	IDS Group, Inc.	4/27/2020	GM	\$89,876	\$0	\$89,876	83%
FE20-05 - Plant Water Piping Replacement at Secondary Clarifiers 1-26 at Plant No. 1	106395-OB	IDS Group, Inc.	6/22/2021	GM	\$186,626	\$0	\$186,626	95%
FE20-04 - Cengen Cooling Water Pipe Replacement at Plant No. 2	106396-OB	Dudek	5/18/2021	GM	\$240,000	\$130,000	\$370,000	98%
FE20-08 - Olive Sub-Trunk Siphon Rehabilitation at Santa Ana River	106396-OB	Dudek	6/10/2021	GM	\$240,000	\$0	\$240,000	105%
FE19-02 - Cengen Plant Water Pipe Replacement at Plant No. 1	106401-OB	AECOM Technical Services, Inc.	7/8/2020	GM	\$156,498	\$143,378	\$299,876	93%
FE19-11 - Primary Clarifiers Nos. 6-31 Lighting and Alarm Improvements at Plant No. 1	106401-OB	AECOM Technical Services, Inc.	9/21/2020	GM	\$226,685	\$6,137	\$232,822	77%
FE18-13 - Redhill Relief Sewer Relocation at State Route 55	106402-OB	GHD, Inc.	3/27/2020	GM	\$168,612	\$131,225	\$299,837	89%
FE19-10 - Digesters C, D, F, G and I Gas Balance Lines Replacement at Plant No. 2	106402-OB	GHD, Inc.	2/3/2021	GM	\$25,000	\$65,749	\$90,749	80%
<b>2020 Master Agreements for On-Call Planning Studies</b>								
PS21-10 - Integrated Nitrogen Management	107154-OB	Hazen and Sawyer	10/19/2023	GM	\$247,000	\$0	\$247,000	41%

Appendix Table 3: **Active Task Orders by Master Agreements**

Project	Purchase Order	Firm	Award Date	Awarding Authority	Original Task Order	Amendments	Current Task Order	Actuals %
<b>2021 Master Professional Design Service Agreements</b>								
FRC-0014 - Magnolia Sewer Manhole Abandonment at Interstate-5	107330-OB	Brown and Caldwell	3/15/2023	GM	\$195,055	\$0	\$195,055	68%
P1-142 - Trickling Filter Media Replacement at Plant No. 1	107330-OB	Brown and Caldwell	5/21/2024	GM	\$397,030	\$87,682	\$484,712	81%
FR1-0023 - Secondary Treatment Area Cable Replacement at Plant No. 1	107330-OB	Brown and Caldwell	6/28/2024	GM	\$338,943	\$0	\$338,943	70%
SC19-06 - EPSA Standby Power Generator Control Upgrades at Plant No. 2	107334-OB	Spec Services, Inc.	11/3/2021	GM	\$241,153	\$58,847	\$300,000	85%
FRC-0010 - Warner Avenue Vault Cover Improvements	107342-OB	Kleinfelder, Inc.	11/16/2021	GM	\$205,000	\$43,128	\$248,128	97%
FR1-0017 - Trickling Filter Valve Replacement at Plant No. 1	107344-OB	Dudek	8/16/2022	GM	\$101,108	\$0	\$101,108	96%
FR1-0018 - Dewatering Centrifuge Diverter Gate Improvements at Plant No. 1	107344-OB	Dudek	8/16/2022	GM	\$140,000	\$226,345	\$366,345	80%
FRC-0017 - Valve Replacements and Wet Well Access Improvements at Slater Pump Station	107344-OB	Dudek	6/14/2024	GM	\$281,000	\$0	\$281,000	92%
FRJ-0003 - Interplant Gas Line Blow Off Vault Repairs	107344-OB	Dudek	9/8/2022	GM	\$165,000	\$165,091	\$330,091	62%
P2-127 - Collections Yard Relocation and Warehouse Demolition at Plant No. 2	107347-OB	ProjectLine Technical Services, Inc.	8/2/2022	Committee	\$188,898	\$142,938	\$331,836	100%
FE22-01 - Platform Modifications for Process Areas at Plant No. 1 and No. 2	107347-OB	ProjectLine Technical Services, Inc.	3/14/2023	GM	\$159,296	\$22,394	\$181,690	84%
J-120A - Control Room Reconfiguration at Plant No.1	107347-OB	ProjectLine Technical Services, Inc.	12/4/2023	GM	\$255,036	\$27,672	\$282,708	88%

Appendix Table 3: **Active Task Orders by Master Agreements**

Project	Purchase Order	Firm	Award Date	Awarding Authority	Original Task Order	Amendments	Current Task Order	Actuals %
FR2-0027 - Heavy Mechanics Group Office Space Upgrade at Plant No. 2	107347-OB	ProjectLine Technical Services, Inc.	9/13/2022	GM	\$126,153	\$0	\$126,153	100%
FR2-0023 - Activated Sludge Clarifier Entry Improvements at Plant No. 2	107363-OB	AECOM Technical Services, Inc.	1/13/2022	GM	\$120,030	\$79,828	\$199,858	73%
FE21-08 - Newhope-Placentia Sewer Manhole Replacements	107392-OB	GHD, Inc.	2/28/2023	GM	\$235,820	\$0	\$235,820	93%
FR2-0031 - Activated Sludge System Scum Rerouting at Plant No. 2	107392-OB	GHD, Inc.	6/14/2024	GM	\$369,479	(\$46,402)	\$323,077	64%
<b>2024 Master Professional Design Service Agreements</b>								
FE23-05 - Primary Clarifier Nos. 6-31 Scum Pump Replacement at Plant No. 1	108565-OB	Black & Veatch Corporation	6/17/2025	GM	\$439,224	\$0	\$439,224	13%
FRC-0020 - College Pump Station Wet Well Rehabilitation	108614-OB	HDR Engineering, Inc.	1/28/2025	GM	\$325,715	\$33,744	\$359,459	50%
<b>2024 On-Call Planning Studies</b>								
PS23-06 - Seismic Resilience Study at Plant No. 2	108364-OB	Brown and Caldwell	10/22/2024	GM	\$488,959	\$0	\$488,959	60%
PS23-01 - Fleet Facilities Improvements Study	108365-OB	Stantec Consulting Services Inc.	9/10/2024	GM	\$243,543	\$0	\$243,543	84%
PS24-06 - Positive Sequence Load Flow Modeling for Central Generation at Plant No. 2	108369-OB	Black & Veatch Corporation	8/12/2025	GM	\$31,667	\$0	\$31,667	
PS23-03 - 2025 Outfall Initial Dilution Model	108370-OB	Hazen and Sawyer	7/16/2024	GM	\$425,232	\$0	\$425,232	70%
<b>33</b>					<b>\$7,524,850</b>	<b>\$1,369,108</b>	<b>\$8,893,958</b>	



## Appendix Table 4: Active Task Orders by Master Service Agreements

Project	Purchase Order	Firm	Award Date	Awarding Authority	Original Task Order	Amendments	Current Task Order	Actuals %
<b>Agreement for Design Installation, Implementation and Maintenance of a Process Control System</b>								
J-120 - Process Control Systems Upgrades	107431-OB	ABB, Inc.	7/28/2021	Board	\$11,818,480	\$11,965	\$11,830,445	65%
J-120A - Control Room Reconfiguration at Plant No.1	108849-OB	ABB, Inc.	10/28/2024	Board	\$356,622	\$0	\$356,622	85%
<b>Progressive Design-Build Owner Advisor, Program Management, and Professional Engineering Support Services</b>								
J-137 - Ocean Outfalls Rehabilitation	108891-OB	Hazen and Sawyer	11/20/2024	Board	\$7,941,723	\$0	\$7,941,723	15%
J-133 - Laboratory Replacement at Plant No. 1	108891-OB	Hazen and Sawyer	11/20/2024	Board	\$6,777,839	\$0	\$6,777,839	5%
P2-141 - Headworks Electrical Distribution Improvements at Plant No. 2	108891-OB	Hazen and Sawyer	7/30/2025	GM	\$597,620	\$0	\$597,620	1%
PDB24-00 Progressive Design-Build Owner Advisor, Program Management	108891-OB	Hazen and Sawyer	11/20/2024	Board	\$3,737,536	\$0	\$3,737,536	27%
PDB24-00 Progressive Design-Build Owner Advisor, Program Management	108891-OB	Hazen and Sawyer	11/20/2024	Board	\$250,000	\$0	\$250,000	0%
<b>7</b>					<b>\$31,479,820</b>	<b>\$11,965</b>	<b>\$31,491,786</b>	