

Engineering Contracts

Presented by:
Mike Dorman
Director of Engineering

Administration Committee
May 13, 2026




1

Project Creation

1. Operationally funded Planning Studies
2. Capital Improvement Program (CIP) Projects
3. Small Projects (operationally or capital funded)

Small Projects



Valve Replacement



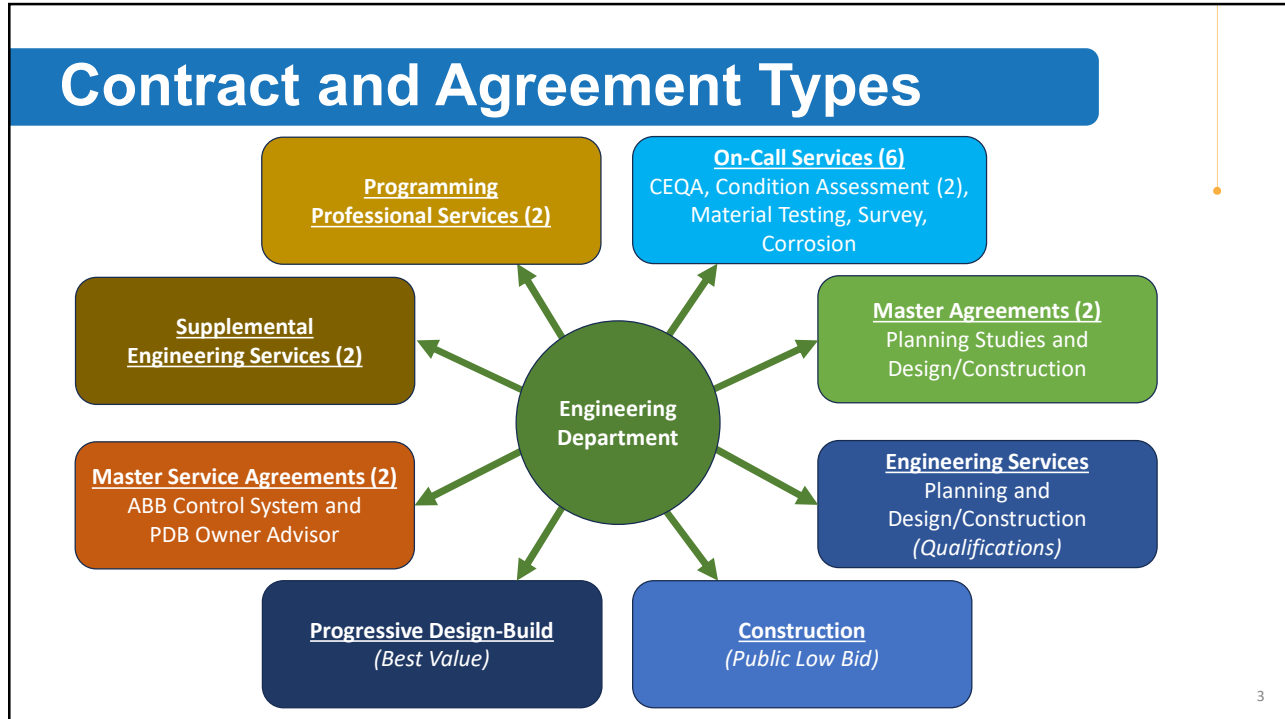
Erosion Control



Cable Replacement

2

2



3

On-Call Planning Contracts (5 years)

- CEQA
- Coating and Corrosion Management Assessment Staffing Support Services
- Condition Assessment On-Call Contractor Support Services



Project / Firm	Total	Actuals	Remaining	Expiration
☐ CEQA Support Services	\$1,500,000		\$0	
HDR Engineering, Inc.	\$1,500,000		\$0	10/21/2028
☐ Coating and Corrosion Management Assessment Staffing Support Services	\$700,000	\$440,240	\$259,760	
CorrPro Companies, Inc.	\$700,000	\$440,240	\$259,760	3/1/2027
☐ Condition Assessment On-Call Contractor Support Services	\$2,428,757	\$1,611,604	\$817,153	
Jamison Engineering	\$2,428,757	\$1,611,604	\$817,153	10/31/2026

4

On-Call Construction Contracts (5 years)

- Coating Inspection
- Geotechnical Testing
- Surveying



Project / Firm	Total	Actuals	Remaining	Expiration
Coating Inspection Services	\$1,500,000	\$257,920	\$1,242,080	
CorrPro Companies, Inc.	\$500,000	\$180,090	\$319,910	4/30/2028
Diversified Project Services International, Inc.	\$500,000	\$40,165	\$459,835	4/30/2028
TKE Engineering, Inc.	\$500,000	\$37,665	\$462,335	4/30/2028
Geotechnical Testing Services	\$3,000,000	\$238,921	\$2,761,079	
Atlas Technical Consultants LLC	\$750,000	\$48,871	\$701,129	4/30/2028
Kleinfelder, Inc.	\$750,000	\$11,138	\$738,862	4/30/2028
Ninyo & Moore	\$750,000	\$18,583	\$731,418	4/30/2028
NOVA Services, Inc.	\$750,000	\$160,329	\$589,671	4/30/2028
Surveying Services	\$2,000,000	\$75,813	\$1,924,187	
D. Woolley & Associates	\$500,000	\$24,725	\$475,276	4/30/2028
Michael Baker International, Inc.	\$500,000	\$18,391	\$481,609	4/30/2028
Psomas	\$500,000	\$21,559	\$478,441	4/30/2028
Stantec Consulting Services Inc.	\$500,000	\$11,138	\$488,862	4/30/2028

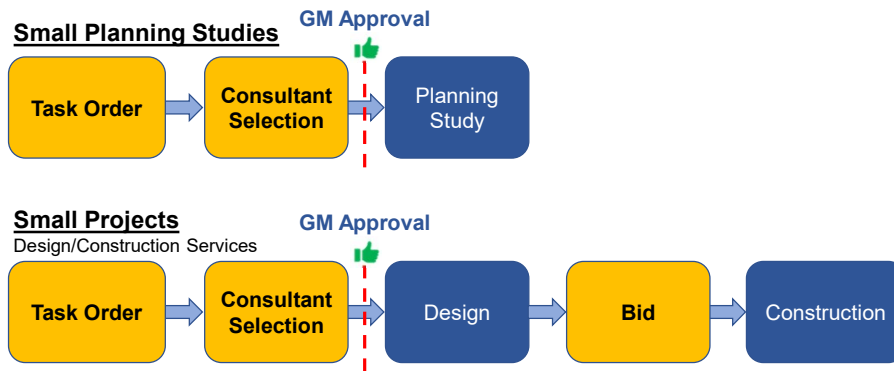
5

5

Master Agreements (5 years)

Consultant Fee up to \$500,000 per task order (\$1M maximum per year)

- Planning Studies (6 firms)
- Design/Construction Services (Small Projects) (18 firms across 4 categories)



6

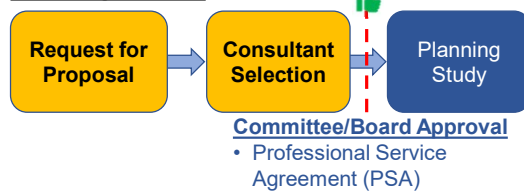
6

Engineering Service Agreements

Individual Service Agreements (>\$500,000)


- Planning Studies
- Professional Design Services -> Professional Construction Services (CIP Projects)

Planning Studies



CIP Projects

Design Services



7

7

Construction Contracts

Individual Construction Contracts

- Small Projects
 - Facilities Engineering (FE) (capital funded projects)
 - Facilities Replacement (FR) (operationally funded repair projects)
- CIP Projects (Collections, Plants, and Joint)



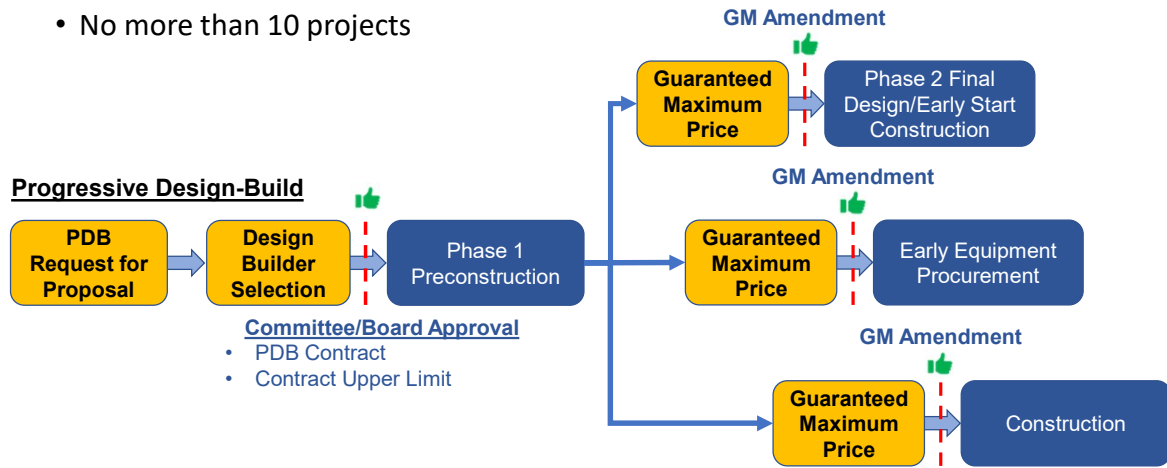
8

8

Progressive Design-Build

Individual Progressive Design-Build (PDB) Contracts

- >\$5M
- No more than 10 projects



9

9

Master Service Agreements

- ABB (15 years initial + 10 years of renewals)
 - Hardware and software
 - Licensing
 - Labor services
- PDB Owner Advisor



J-120A Control Room Reconfiguration

Description	Status	TOs	Total	Actuals	Remaining
Agreement for Design Installation, Implementation and Maintenance of a Process Control System	Open	2	\$12,187,067	\$8,207,767	\$3,979,301
Progressive Design-Build Owner Advisor, Program Management, and Professional Engineering Support Services	Open	5	\$19,304,718	\$4,616,046	\$14,688,672
Total		7	\$31,491,786	\$12,823,813	\$18,667,973

10

10

Supplemental Engineering Services

\$59.4M total (5 years)

- Jacobs Project Management Co.
- AECOM Technical Services, Inc.



Supplemental Engineering Services Contracts



Company	Previous Quarter Hours	Total Hours	Labor \$ Invoiced	Labor Avg Rate
AECOM Technical Services, Inc.	4,977	37,752	\$7,437,270	\$196
Jacobs Project Management Co	15,663	154,768	\$26,906,044	\$174
Total	20,639	192,519	\$34,343,315	\$178

Company	Total	Actuals	Remaining	Months Total	Months Elapsed	Months Remaining
AECOM Technical Services, Inc.	\$14,700,000	\$7,588,949	\$7,111,051	60	46	14
Jacobs Project Management Co	\$44,700,000	\$27,808,019	\$16,891,981	60	46	14
Total	\$59,400,000	\$35,396,967	\$24,003,033			



11

Programming Professional Services

\$4.9M each (5 years)

- Enterprise Automation
- Rockwell Automation, Inc.

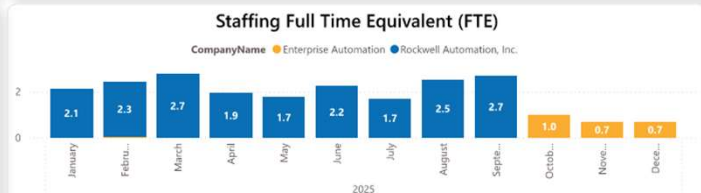


Programming Professional Services Contracts



Company	Previous Quarter Hours	Total Hours	Labor \$ Invoiced	Labor Avg Rate
Enterprise Automation	3	10,020	\$1,899,270	\$190
Rockwell Automation, Inc.	949	10,886	\$2,114,844	\$194
Total	952	20,906	\$4,014,115	\$192

Company	Total	Actuals	Remaining	Months Total	Months Elapsed	Months Remaining
Enterprise Automation	\$4,900,000	\$1,899,925	\$3,000,075	48	46	2
Rockwell Automation, Inc.	\$4,900,000	\$2,120,690	\$2,779,310	48	46	2
Total	\$9,800,000	\$4,020,615	\$5,779,385			



12

Recommendation

Information Item.