

70
1954 - 2024

Orange County
Sanitation District
70th Anniversary

Engineering Program Contract Performance Report

Presented by
Martin Dix, Engineering Manager

Operations Committee
March 6, 2024

1

Capital Improvement Program

125 active projects

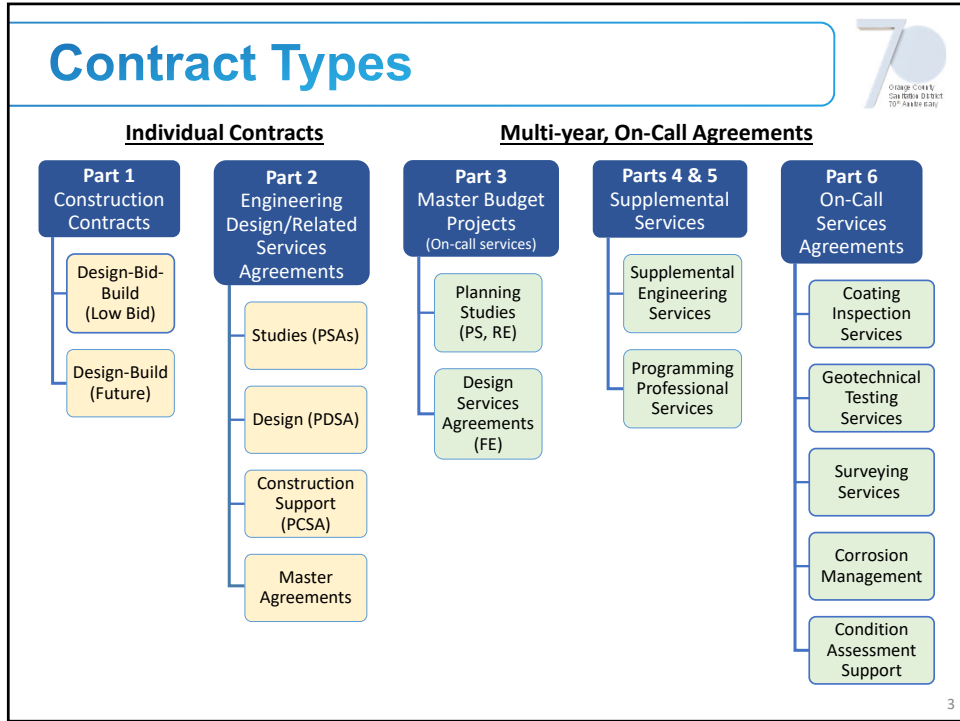
Stage	Count
Project Development	19
Preliminary Design	13
Design	30
Construction	43
Closeout	20

Total Project Budget = \$3.5 billion

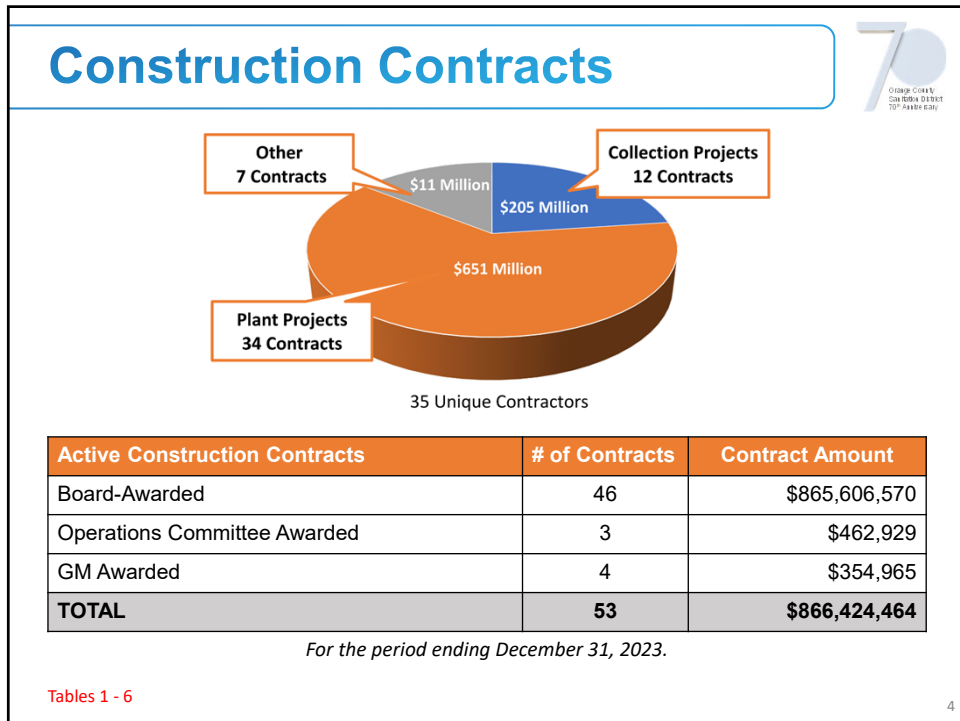
P1-105 New Grit Handling Building, Power Building No. 3, Headworks Odor Control Facility, and Grit Pump Station

J-117B Outfall Low Flow Pump Station

2



3



4

Construction Contract Table



Table 1 - Active Board-Awarded Construction Contracts

Project/Contract	Contractor	Award Date	Contract Amount				Contingency			
			Award	Change Orders	Current	% Spent	Original	Current	Used	Remaining
J-135B Engine and Generator Overhauls at Plant No. 1 and 2	Cooper Machinery Services	07/27/2022	\$29,361,029	\$2,554,900	\$31,915,929	40.1%	10.0%	15.6%	6.7%	6.9%
MP-307 Bushard Diversion Structure Repair	Alphe - Sveboda, Inc	06/22/2022	\$1,762,545	\$0	\$1,762,545	0.0%	10.0%	10.0%	0.0%	10.0%
P1-105 Headworks Rehabilitation at Plant 1	Kiewit Infrastructure West Co.	03/24/2021	\$222,330,000	\$2,571,221	\$224,901,221	36.7%	4.0%	4.0%	1.2%	2.8%
P1-128A Headquarters Complex at Plant No. 1	Swinerton Builders	05/26/2021	\$102,544,973	\$3,053,500	\$105,598,473	94.5%	5.0%	5.0%	3.0%	2.0%



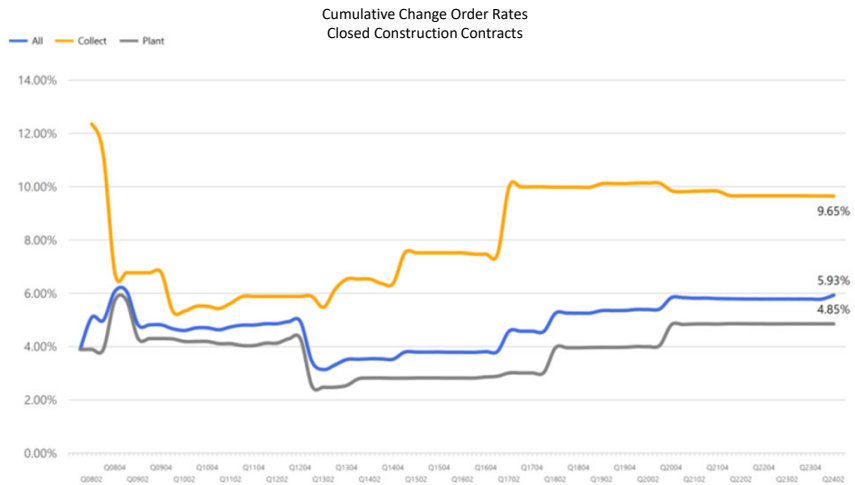
Project/Contract	Contractor	Award Date
P1-105	Kiewit Infrastructure West Co.	03/24/2021

Contract Amount			
Award	Change Orders	Current	% Spent
\$222,330,000	\$2,571,221	\$224,901,221	36.7%

Contingency			
Original	Current	Used	Remaining
4.0%	4.0%	1.2%	2.8%


5

Cumulative Change Order Rates



6

Engineering Design/Related Services



Professional Design & Related Service Agreements	Contracts	Contract Amount
Professional Service Agreements (PSAs)	13	\$22,572,260
Professional Design Services Agreements (PDSAs)	23	\$158,950,447
Professional Construction Services Agreements (PCSAs)	16	\$52,653,837
TOTAL	52	\$234,176,544

\$500,000/task order and \$1,000,000/year


Master Agreements Task Orders	Contracts	Contract Amount
2017 Master Agreements for Planning Studies	1	\$274,888
2018 Master Professional Design Service Agreements	20	\$3,749,764
2020 Master Agreements for Planning Studies	4	\$787,699
2021 Master Professional Design Service Agreements	12	\$2,545,918
TOTAL	37	\$7,358,269

Master Service Agreements Task Orders	Contracts	Contract Amount
Design Installation, Implementation and Maintenance of a Process Control System (ABB Control System)	1	\$11,803,801

Tables 7 - 8

7

Master Budget Projects



Master Program Type	Budget Project Number	Project Type	# of Projects	Total Allocated Budget	Board Approved Program Budget
Planning Studies	M-STUDIES	PS	19	\$15,130,660	\$28,652,000
Research	M-RESEARCH	RE	2	\$8,101,029	\$10,000,000
Small Construction Projects	M-FE	FE	34	\$78,601,700	\$90,000,000
Information Technology Capital	M-MC-IT	IT	9	\$2,124,076	\$10,000,000
Operations & Maintenance Capital	M-SM-CAP	SC	6	\$15,303,000	\$15,622,000

Table 10 - Research Program Status Report

Project Number	Project Name	Status	Allocated Budget
RE20-06	Co-Thickened Sludge Pump Trial at Plant No. 1	Active	\$160,000
RE21-01	Supercritical Water Oxidation Demonstration at Plant No. 1	Active	\$7,941,029
Grand Total			\$8,101,029
Number of Chartered Projects			2
Board Approved Program Budget			\$10,000,000
Remaining Unallocated Budget			\$1,898,971

Tables 9 - 13

8

Supplemental Engineering Services Contract



Description	AECOM		Jacobs	
Costs				
Contract	\$29,700,000		\$29,700,000	
Actuals to Date	\$1,327,014 (4.5%)		\$6,362,827 (21.4%)	
Labor	This Quarter	Inception to Date	This Quarter	Inception to Date
Labor Hours	1,653	7,634	12,000	39,566
Full Time Equivalents	3.67	2.54	25	15
Labor Costs (no expenses)	\$302,452	\$1,294,057	\$1,894,608	\$6,158,806
Average Hourly Rate	\$183	\$170	\$158	\$158

May 1, 2022, through April 30, 2025, with two one-year renewal options.

9

9

Programming Professional Services Contract




Description	Enterprise Automation		Maverick Technologies	
Costs				
Contract	\$4,900,000		\$4,900,000	
Actuals to Date	\$1,504,953 (31%)		\$560,834 (11%)	
Labor	This Quarter	Inception to Date	This Quarter	Inception to Date
Labor Hours	1,579	8,067	892	2,973
Full Time Equivalents	3	2.3	1.7	0.9
Labor Costs (no expenses)	\$295,021	\$1,504,870	\$160,701	\$560,834
Average Hourly Rate	\$187	\$187	\$180	\$189

May 11, 2022, through May 10, 2025, with two one-year renewal options.

10

10

On-Call Services Agreements




Consultant	Contract Limit	Total Costs Incurred	Remaining
Coating Inspections Services (PSA2022-001)			
CSI Services, Inc.	\$300,000	\$36,412	\$263,588
Diversified Project Services Int'l (DPSI)	\$300,000	\$73,636	\$226,364
Geotechnical Testing Services (PSA2022-003)			
AESCO	\$400,000	\$270,702	\$129,298
Atlas Technical Consultants	\$400,000	\$201,022	\$198,978
Koury Engineering and Testing, Inc.	\$400,000	\$141,204	\$258,796
MTGL, Inc.	\$400,000	\$2,246	\$397,754
Surveying Services (PSA2022-002)			
D. Wooley & Associates	\$200,000	\$15,085	\$184,915
Michael Baker International, Inc.	\$200,000	\$8,848	\$191,152
Psomas	\$200,000	\$2,502	\$197,498
Stantec Consulting Services, Inc.	\$200,000	\$43,235	\$156,765

March 23, 2022, through April 30, 2025.

11

11

On-Call Services Agreements



Consultant	Contract Limit	Total Cost Incurred	Remaining
Corrosion Management Support Services			
Corpro Companies Inc.	\$600,000	\$403,258	\$196,742

January 1, 2020, through December 31, 2020, with four one-year renewal options.

Consultant	Contract Limit	Total Cost Incurred	Remaining
Condition Assessment On-Call Contractor Support Services			
Jamison Engineering Contractors, Inc.	\$783,470	\$38,825	\$744,645

November 1, 2021, through October 31, 2022, with four one-year renewal options.

12

12

