

# Capital Improvement Program (CIP) FY 2021-22 Budget Update

*Presented by:*

*Eros Yong*

*Engineering  
Manager*

*Operations  
Committee*

*May 5, 2021*



1

## FY 2021-22 Budget Update

### Board Presentations:

February – Budget Assumptions

March – Revenue, Reserves, Insurance Overview

April – Operational Expenditures

**May – Capital Improvement Program**

June – Board adopts FY 2021-22 Budget Update

2

2

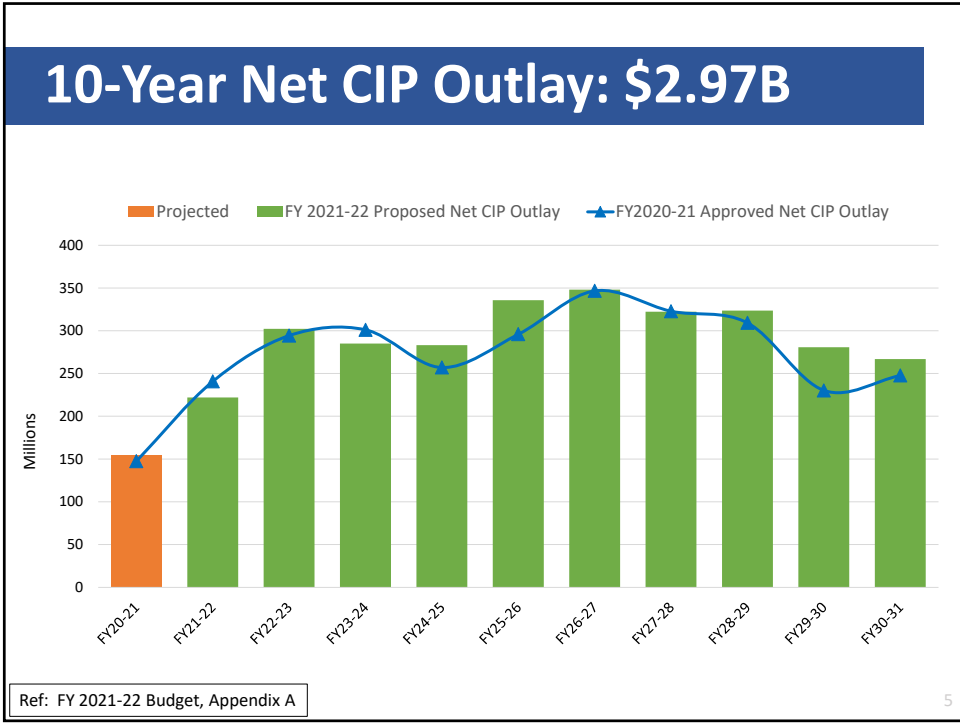


3

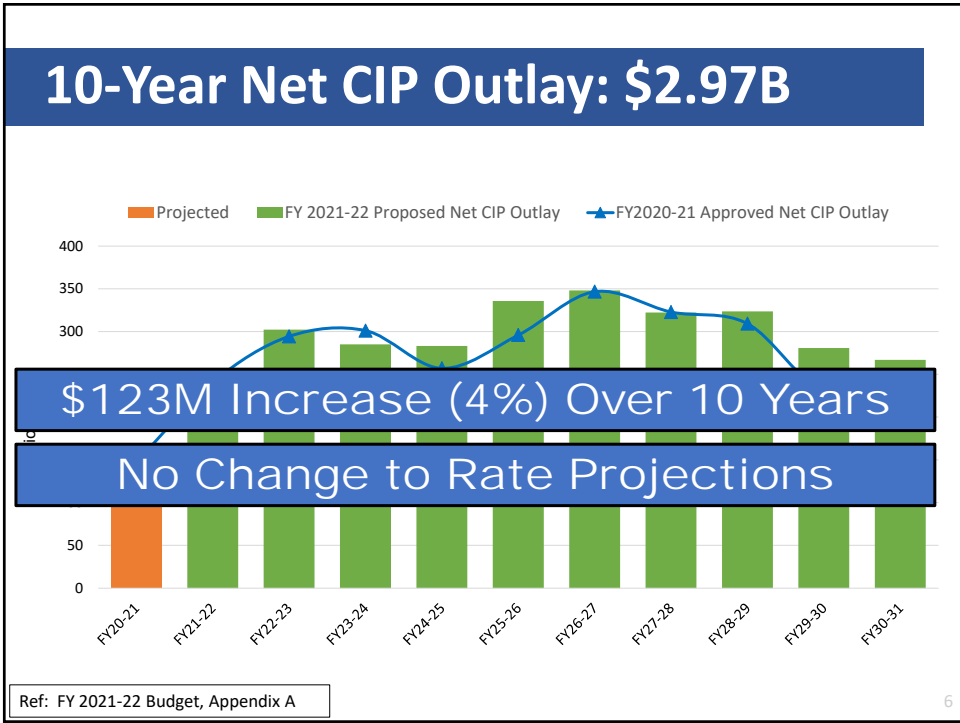
## FY 2020-21 CIP Performance

Performance Measure	Goal	Performance Projection
Net CIP Outlay	85% - 105% (\$125M-\$155M)	104% (\$154M)
Non-Construction Cost (% of Construction Costs)	< 37.5%	35.6%
Cumulative Change Order Rate	< 5%	5.8%

4



5



6

## Total CIP Budget Authority

Total CIP Budget Authority	Budget
FY 21-22 Proposed Total CIP Budget Authority	\$4.249 billion
FY 20-21 Approved Total CIP Budget Authority	\$4.179 billion
<b>Net Change</b>	<b>\$70 million</b> (1.7%)

Ref: FY 2021-22 Budget, Appendix A

7

7

## Total CIP Budget Authority

Net Change	\$70 million
Proposed New Projects	\$294 million
Proposed Project Budget Increases	\$160 million
Proposed Projects Budget Decreases	-\$117 million
Proposed Project Cancellations/Closures	-\$262 million
Capital Equipment Purchases	-\$5.3 million

}

\$454M ↑

}

-\$384M ↓

Ref: FY 2021-22 Budget, Appendix A

8

8

## New Projects

Project No.	Project Name	Proposed Budget	Start Date
6-20	Fairview Trunk Rehabilitation	\$17 M	2021
P1-140	Activated Sludge-1 and Secondary Clarifier Rehabilitation	\$140 M	2022
P2-139	Emergency Overflow Wingwalls Rehabilitation at Plant No. 2	\$4 M	2022
P1-139	Standby Generator Feeders for Plant No. 1 Secondary Systems	\$3 M	2023

Ref: FY 2021-22 Budget, Appendix A

9

9

## Top Budget Increases

Project No.	Project Name	Budget Increase	Proposed Budget	Phase
3-68	Los Alamitos Sub-Trunk Extension	\$33 M	\$117 M	Future
P1-138	Industrial Control System and IT Data Center Relocation at Plant No. 1	\$10 M	\$13 M	Future
11-34	Slater Pump Station Rehabilitation	\$4.4 M	\$31 M	Future
11-33	Edinger Pump Station Replacement	\$3.3 M	\$14 M	Future
P1-136	12.47 kV Switchgear Replacement at Central Generation at Plant No. 1	\$2.2 M	\$17 M	Future
P1-126	Primary Sedimentation Basins No. 3-5 Replacement at Plant No. 1	\$9.3 M	\$127 M	Proj Develop
J-120	Process Control Systems Upgrades	\$4.0 M	\$37 M	Proj Develop
7-68	MacArthur Force Main Improvements	\$1.0 M	\$3.5 M	Proj Develop
7-65	Gisler - Red Hill Interceptor Rehabilitation	\$18 M	\$39 M	Pre-Design
J-135	Central Generation Engine Overhauls at Plant No. 1 and 2	\$18 M	\$44 M	Pre-Design
2-49	Taft Branch Improvements	\$2.8 M	\$17 M	Pre-Design
3-67	Seal Beach Pump Station Replacement	\$8.1 M	\$87 M	Design
P1-133	Primary Sedimentation Basins No. 6-31 Reliability Improvements at Plant No. 1	\$3.9 M	\$14 M	Design
3-64	Rehabilitation of Western Regional Sewers	\$12 M	\$82 M	Design/Bid
7-66	Sunflower and Red Hill Interceptor Repairs	\$2.3 M	\$7 M	Design/Bid
SP-100	EAM Software and Process Implementation	\$1.7 M	\$9.2 M	Construction
M-FE	Small Construction Projects Program	\$25 M	\$90 M	All

Ref: FY 2021-22 Budget, Appendix A

10

10

## Top Budget Decreases

Project No.	Project Name	Budget Decrease	Proposed Budget	Phase
2-73	Yorba Linda Pumping Station Removal and Dosing Station Installation	-\$3 M	\$11 M	Future
7-64	Main Street Pump Station Rehabilitation	-\$2 M	\$37 M	Future
J-136	Power Building Structural Seismic Improvements at Plant No. 1 and 2	-\$2 M	\$5 M	Future
P1-105	Headworks Rehabilitation at Plant 1	-\$66 M	\$340 M	Construction
P2-98	Primary Treatment Rehabilitation at Plant No. 2	-\$42 M	\$195 M	Construction
P2-123	Return Activated Sludge Piping Replacement at Plant 2	-\$0.8 M	\$10 M	Construction
P1-129	Return Activated Sludge Piping Replacement at Activated Sludge Plant No. 1	-\$1 M	\$9 M	Close Out

Ref: FY 2021-22 Budget, Appendix A

11

11

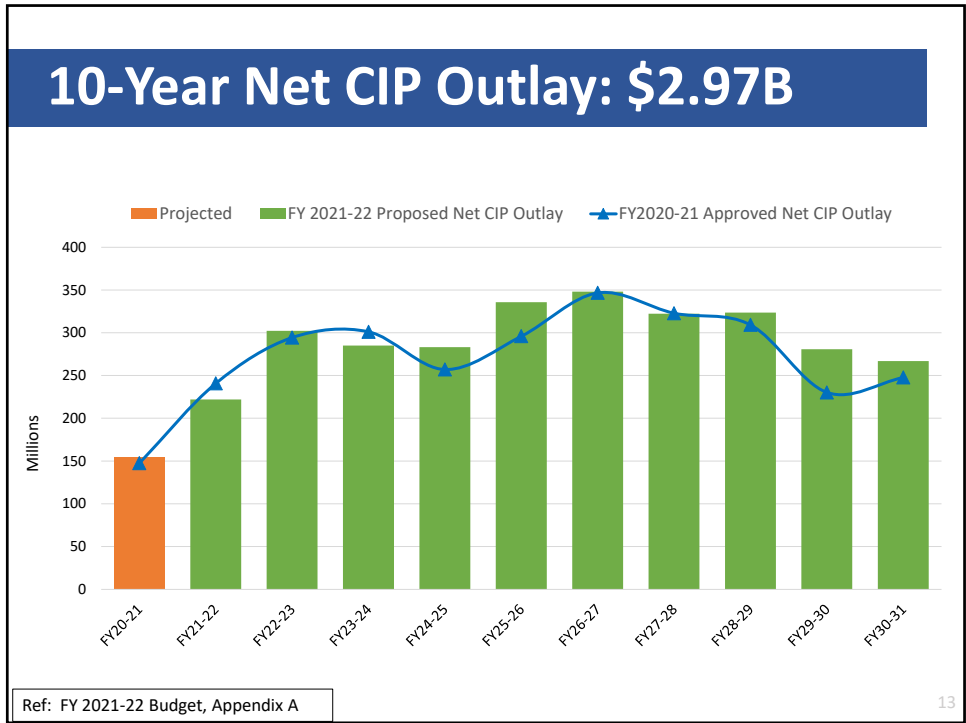
## Project Closures

Project No.	Project Name	Current Approved Budget	Unused Budget	Status
2-41-8	SARI Rock Stabilizers Removal	\$5 M	\$1 M	Closed
2-65	Newhope - Placentia Trunk Grade Separation Replacement	\$4 M	\$0.1 M	Closed
6-17	District 6 Trunk Sewer Relief	\$7 M	\$0.1 M	Closed
P1-101	Sludge Dewatering and Odor Control at Plant 1	\$197 M	\$0.7 M	Closed
P1-115	Title 24 Access Compliance and Building Rehabilitation Project	\$18 M	\$0.6 M	Closed
P2-110	Consolidated Demolition and Utility Improvements at Plant 2	\$30 M	\$0.5 M	Closed

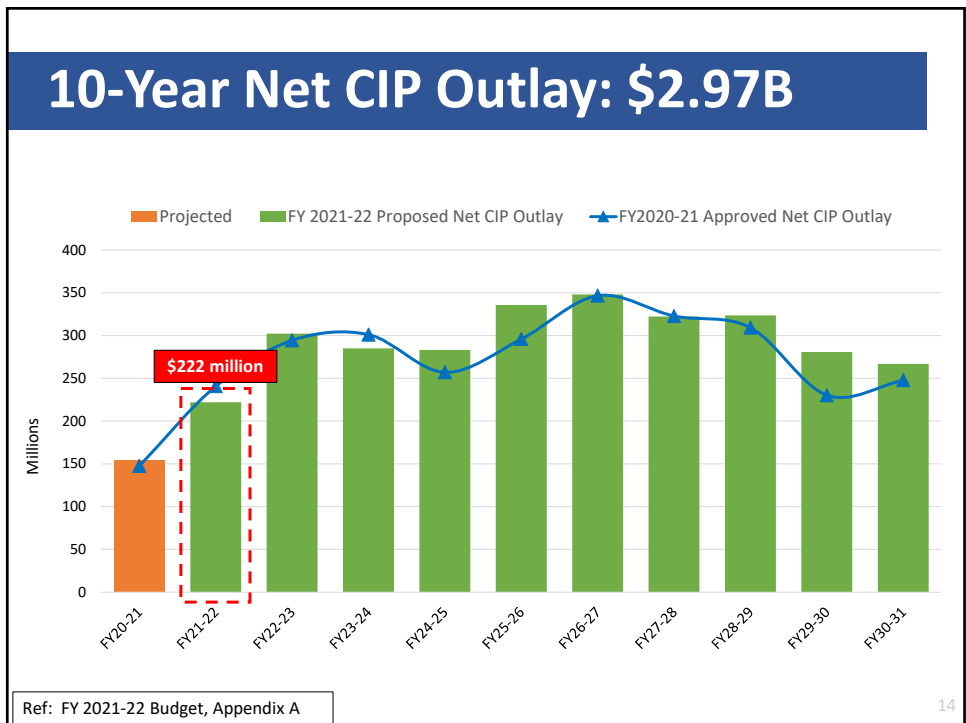
Ref: FY 2021-22 Budget, Appendix A

12

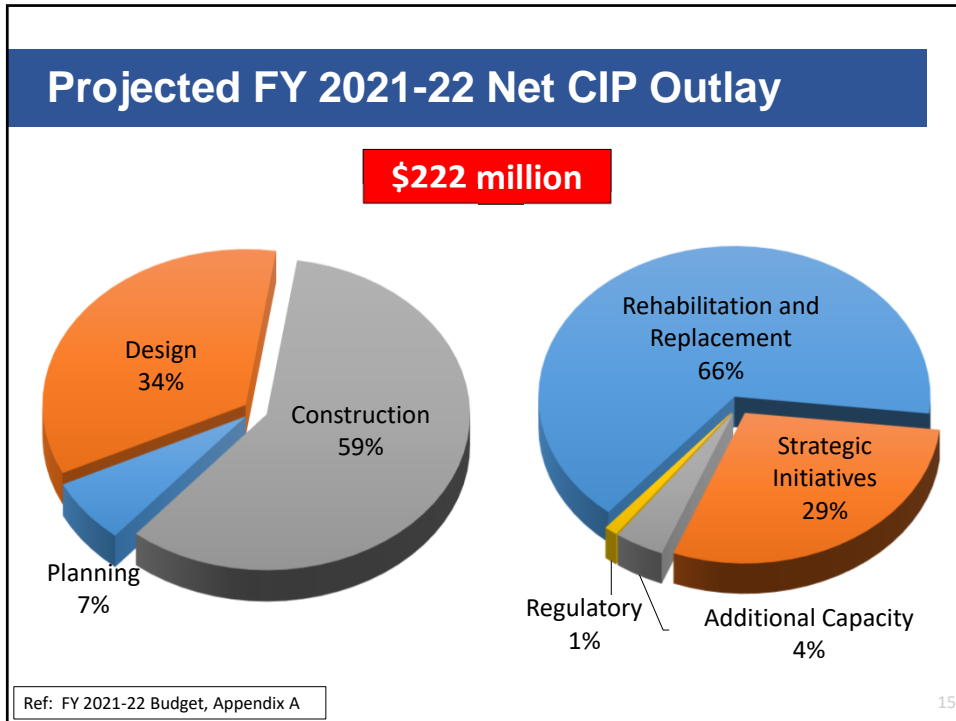
12



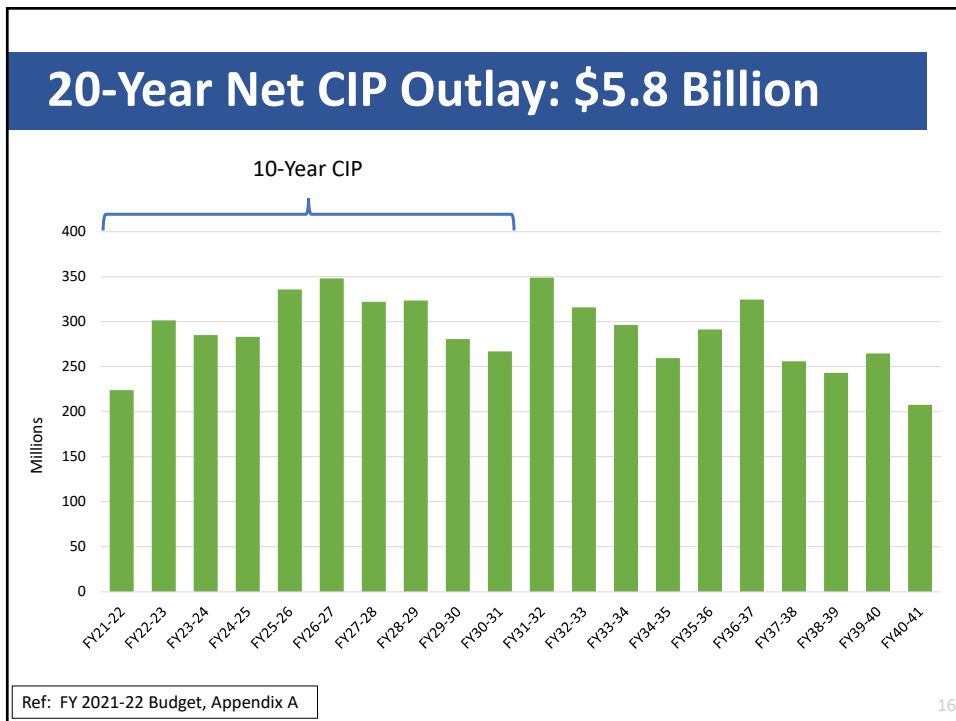
13



14

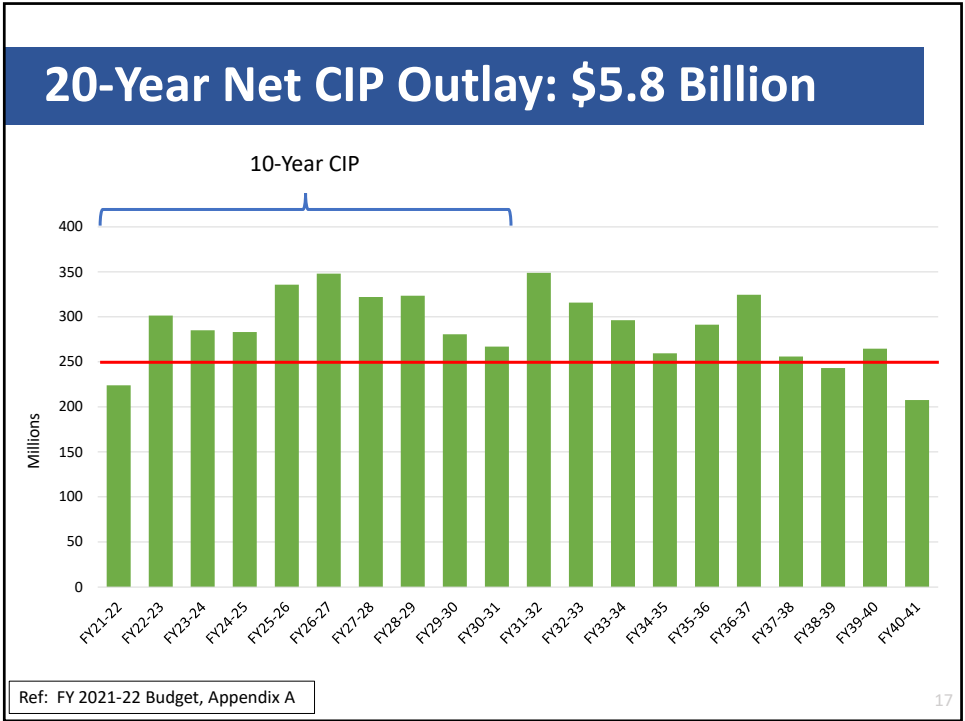


15




16






17

## Questions





18

18