

70
1954 - 2024

Orange County
Sanitation District
70th Anniversary

Engineering Program Contract Performance Report

Presented by
Martin Dix, Engineering Manager

Operations Committee
March 6, 2024

1

Capital Improvement Program

70
ORANGE COUNTY
SANITATION DISTRICT
TOP WATER BEST

125 active projects

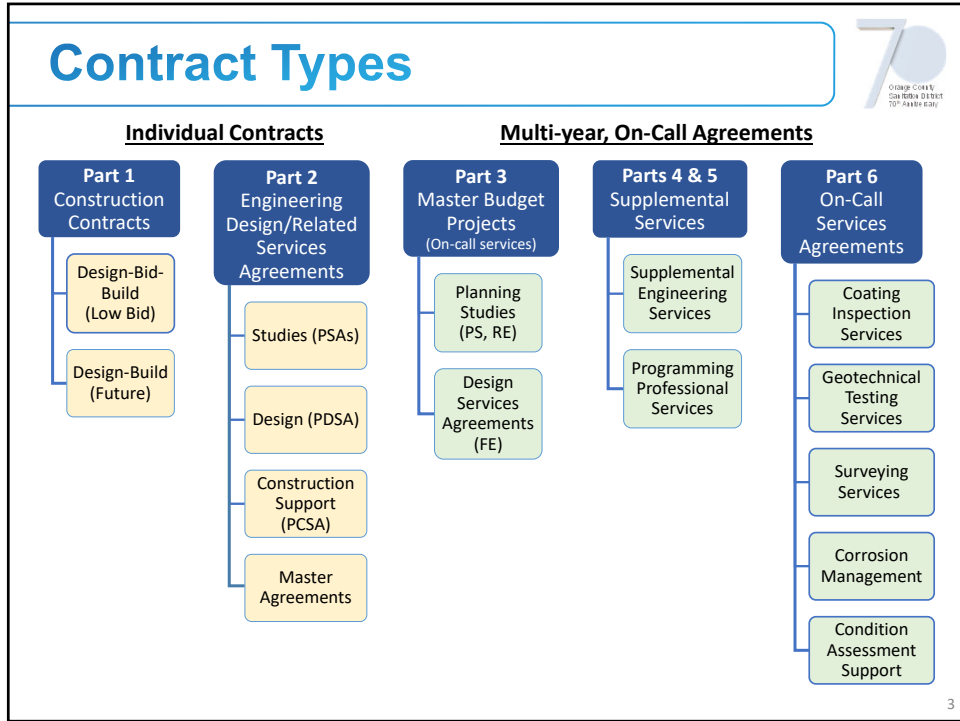
Stage	Count
Project Development	19
Preliminary Design	13
Design	30
Construction	43
Closeout	20

Total Project Budget = \$3.5 billion

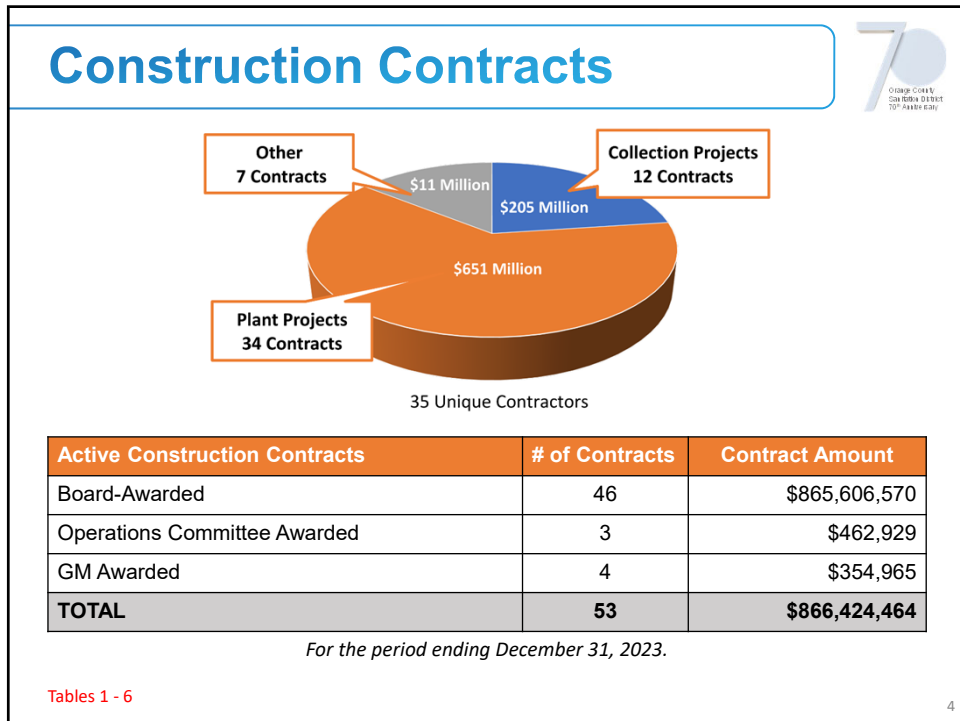
P1-105 New Grit Handling Building, Power Building No. 3, Headworks Odor Control Facility, and Grit Pump Station

J-117B Outfall Low Flow Pump Station

2



3



4

Construction Contract Table



Table 1 - Active Board-Awarded Construction Contracts

Project/Contract	Contractor	Award Date	Contract Amount				Contingency			
			Award	Change Orders	Current	% Spent	Original	Current	Used	Remaining
J-135B Engine and Generator Overhauls at Plant No. 1 and 2	Cooper Machinery Services	07/27/2022	\$29,361,029	\$2,554,900	\$31,915,929	40.1%	10.0%	15.6%	0.7%	6.9%
MP-307 Bushard Diversion Structure Repair	Alphe - Sveboda, Inc.	06/22/2022	\$1,762,545	\$0	\$1,762,545	0.0%	10.0%	10.0%	0.0%	10.0%
P1-105 Headworks Rehabilitation at Plant 1	Kiewit Infrastructure West Co.	03/24/2021	\$222,330,000	\$2,571,221	\$224,901,221	36.7%	4.0%	4.0%	1.2%	2.8%
P1-128A Headquarters Complex at Plant No. 1	Swinerton Builders	05/26/2021	\$102,544,973	\$3,053,500	\$105,598,473	94.5%	5.0%	5.0%	3.0%	2.0%



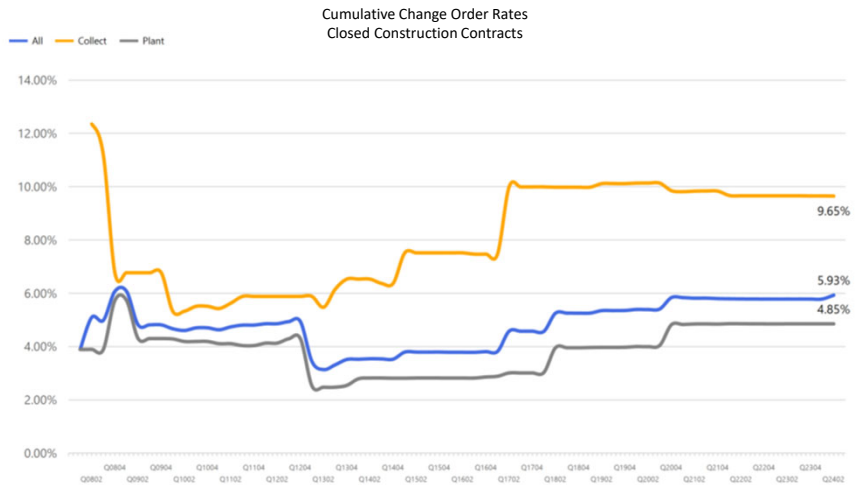
Project/Contract	Contractor	Award Date
P1-105	Kiewit Infrastructure West Co.	03/24/2021

Contract Amount			
Award	Change Orders	Current	% Spent
\$222,330,000	\$2,571,221	\$224,901,221	36.7%

Contingency			
Original	Current	Used	Remaining
4.0%	4.0%	1.2%	2.8%


5

Cumulative Change Order Rates



6

Engineering Design/Related Services



Professional Design & Related Service Agreements	Contracts	Contract Amount
Professional Service Agreements (PSAs)	13	\$22,572,260
Professional Design Services Agreements (PDSAs)	23	\$158,950,447
Professional Construction Services Agreements (PCSAs)	16	\$52,653,837
TOTAL	52	\$234,176,544

\$500,000/task order and \$1,000,000/year


Master Agreements Task Orders	Contracts	Contract Amount
2017 Master Agreements for Planning Studies	1	\$274,888
2018 Master Professional Design Service Agreements	20	\$3,749,764
2020 Master Agreements for Planning Studies	4	\$787,699
2021 Master Professional Design Service Agreements	12	\$2,545,918
TOTAL	37	\$7,358,269

Master Service Agreements Task Orders	Contracts	Contract Amount
Design Installation, Implementation and Maintenance of a Process Control System (ABB Control System)	1	\$11,803,801

Tables 7 - 8

7

Master Budget Projects



Master Program Type	Budget Project Number	Project Type	# of Projects	Total Allocated Budget	Board Approved Program Budget
Planning Studies	M-STUDIES	PS	19	\$15,130,660	\$28,652,000
Research	M-RESEARCH	RE	2	\$8,101,029	\$10,000,000
Small Construction Projects	M-FE	FE	34	\$78,601,700	\$90,000,000
Information Technology Capital	M-MC-IT	IT	9	\$2,124,076	\$10,000,000
Operations & Maintenance Capital	M-SM-CAP	SC	6	\$15,303,000	\$15,622,000

Table 10 - Research Program Status Report

Project Number	Project Name	Status	Allocated Budget
RE20-06	Co-Thickened Sludge Pump Trial at Plant No. 1	Active	\$160,000
RE21-01	Supercritical Water Oxidation Demonstration at Plant No. 1	Active	\$7,941,029
Grand Total			\$8,101,029
Number of Chartered Projects			2
Board Approved Program Budget			\$10,000,000
Remaining Unallocated Budget			\$1,898,971

Tables 9 - 13

8

Supplemental Engineering Services Contract



Description	AECOM		Jacobs	
Costs				
Contract	\$29,700,000		\$29,700,000	
Actuals to Date	\$1,327,014 (4.5%)		\$6,362,827 (21.4%)	
Labor	This Quarter	Inception to Date	This Quarter	Inception to Date
Labor Hours	1,653	7,634	12,000	39,566
Full Time Equivalents	3.67	2.54	25	15
Labor Costs (no expenses)	\$302,452	\$1,294,057	\$1,894,608	\$6,158,806
Average Hourly Rate	\$183	\$170	\$158	\$158

May 1, 2022, through April 30, 2025, with two one-year renewal options.

9

9

Programming Professional Services Contract




Description	Enterprise Automation		Maverick Technologies	
Costs				
Contract	\$4,900,000		\$4,900,000	
Actuals to Date	\$1,504,953 (31%)		\$560,834 (11%)	
Labor	This Quarter	Inception to Date	This Quarter	Inception to Date
Labor Hours	1,579	8,067	892	2,973
Full Time Equivalents	3	2.3	1.7	0.9
Labor Costs (no expenses)	\$295,021	\$1,504,870	\$160,701	\$560,834
Average Hourly Rate	\$187	\$187	\$180	\$189

May 11, 2022, through May 10, 2025, with two one-year renewal options.

10

10

On-Call Services Agreements




Consultant	Contract Limit	Total Costs Incurred	Remaining
Coating Inspections Services (PSA2022-001)			
CSI Services, Inc.	\$300,000	\$36,412	\$263,588
Diversified Project Services Int'l (DPSI)	\$300,000	\$73,636	\$226,364
Geotechnical Testing Services (PSA2022-003)			
AESCO	\$400,000	\$270,702	\$129,298
Atlas Technical Consultants	\$400,000	\$201,022	\$198,978
Koury Engineering and Testing, Inc.	\$400,000	\$141,204	\$258,796
MTGL, Inc.	\$400,000	\$2,246	\$397,754
Surveying Services (PSA2022-002)			
D. Wooley & Associates	\$200,000	\$15,085	\$184,915
Michael Baker International, Inc.	\$200,000	\$8,848	\$191,152
Psomas	\$200,000	\$2,502	\$197,498
Stantec Consulting Services, Inc.	\$200,000	\$43,235	\$156,765

March 23, 2022, through April 30, 2025.

11

11

On-Call Services Agreements



Consultant	Contract Limit	Total Cost Incurred	Remaining
Corrosion Management Support Services			
Corpro Companies Inc.	\$600,000	\$403,258	\$196,742

January 1, 2020, through December 31, 2020, with four one-year renewal options.

Consultant	Contract Limit	Total Cost Incurred	Remaining
Condition Assessment On-Call Contractor Support Services			
Jamison Engineering Contractors, Inc.	\$783,470	\$38,825	\$744,645

November 1, 2021, through October 31, 2022, with four one-year renewal options.

12

12

