

70
1954 - 2024

Orange County
Sanitation District
70th Anniversary

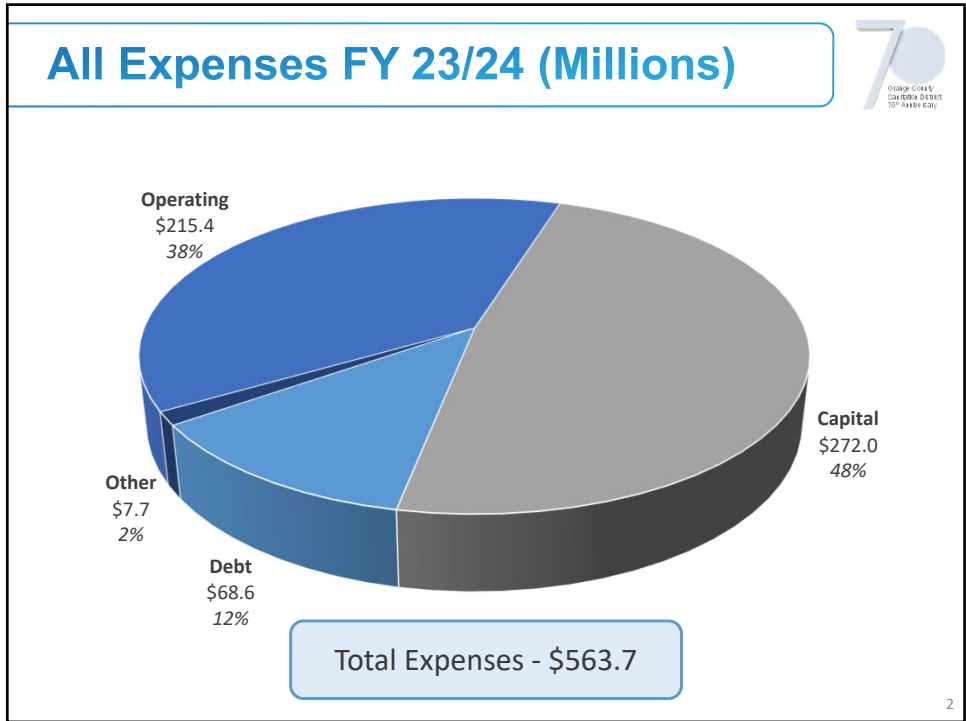
CAPITAL IMPROVEMENT PROGRAM PROPOSED BUDGET FOR FY 2024-25 & 2025-26

Presented by:
Justin Fenton, Engineering Manager

Operations Committee
May 1, 2024

Information Item

1



2

Capital Improvement Program (CIP)



The CIP includes all costs to plan, design, and construct capital facilities based on 4 key drivers:

- *Additional Capacity*
- *Regulations*
- *Strategic Initiative*
- *Rehabilitation & Replacement*



3

CIP – General Information



CIP includes:

- **\$4.72 Billion of Authorization**
- **121 Active projects**
- **24 Upcoming projects (not yet started)**
- **Capital Equipment**
- **56 Future projects (not authorized)**

PROJNO	Name	Phase	Sum of EAC
P2-128	Digester Replacement at Plant No. 2	05-Design	\$588,000,000
P1-140	Activated Sludge-1 Rehabilitation at Plant No. 1	04-Preliminary Des	\$470,000,000
P1-105	Headworks Rehabilitation at Plant 1	07-Construction	\$340,000,000
P2-133	B/C-Side Primary Sedimentation Basins Rehabilitation at Plant No. 2	01-Not Started	\$306,093,000
J-124	Digester Gas Facilities Rehabilitation	05-Design	\$190,000,000
P2-98	Primary Treatment Rehabilitation at Plant No. 2	07-Construction	\$188,000,000
P1-126	Primary Sedimentation Basins No. 3-5 Replacement at Plant No. 1	04-Preliminary Des	\$183,000,000
J-117	Ocean Outfall System Rehabilitation	07-Construction	\$170,300,000
P1-128	Headquarters Complex	07-Construction	\$169,500,000
S-67	Bay Bridge Pump Station Replacement	05-Design	\$146,000,000
3-67	Seal Beach Pump Station Replacement	07-Construction	\$134,000,000
P2-138	Operations and Maintenance Complex at Plant No. 2.	04-Preliminary Des	\$126,500,000
3-68	Los Alamitos Sub-Trunk Extension and Westside Pump Station Abandonment	01-Not Started	\$119,600,000
P2-124	Interim Food Waste Receiving Facility	05-Design	\$6,300,000
P1-141	Administrative Facilities Demolition	03-Project Develop.	\$4,286,000
J-139	Process Control System Alarm Optimization	01-Not Started	\$4,121,000
S-68	Newport Beach Pump Station Pressurization Improvements	07-Construction	\$2,700,000
J-128	Project Management Information System	07-Construction	\$2,280,000
J-127	Natural Gas Pipelines Replacement at Plant Nos. 1 and 2	09-Close-Out	\$2,173,720
SP-195	Capital Improvement Program Management Services	03-Project Develop.	\$1,500,000
J-36-2	GWRS Final Expansion Coordination	07-Construction	\$1,400,000
3-66	Interstate 405 Widening Project Impacts on OCSD Sewers	07-Construction	\$500,000
Total			\$4,719,870,580

4

Annual Update Process



- Review all projects each year:

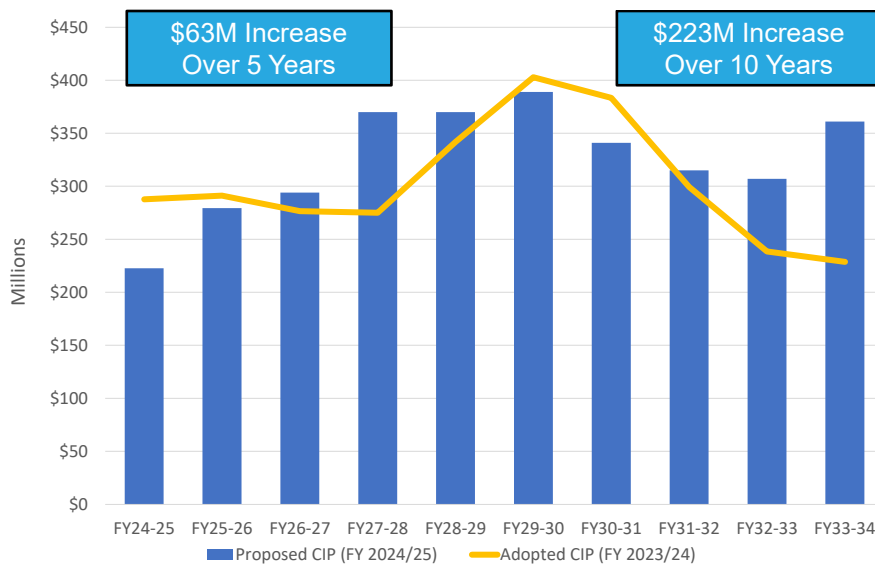
- Active Projects
 - Budget
 - Schedule
 - Duration
- Upcoming/Future Projects
 - Scope
 - Budget
 - Start Date
 - Duration



5

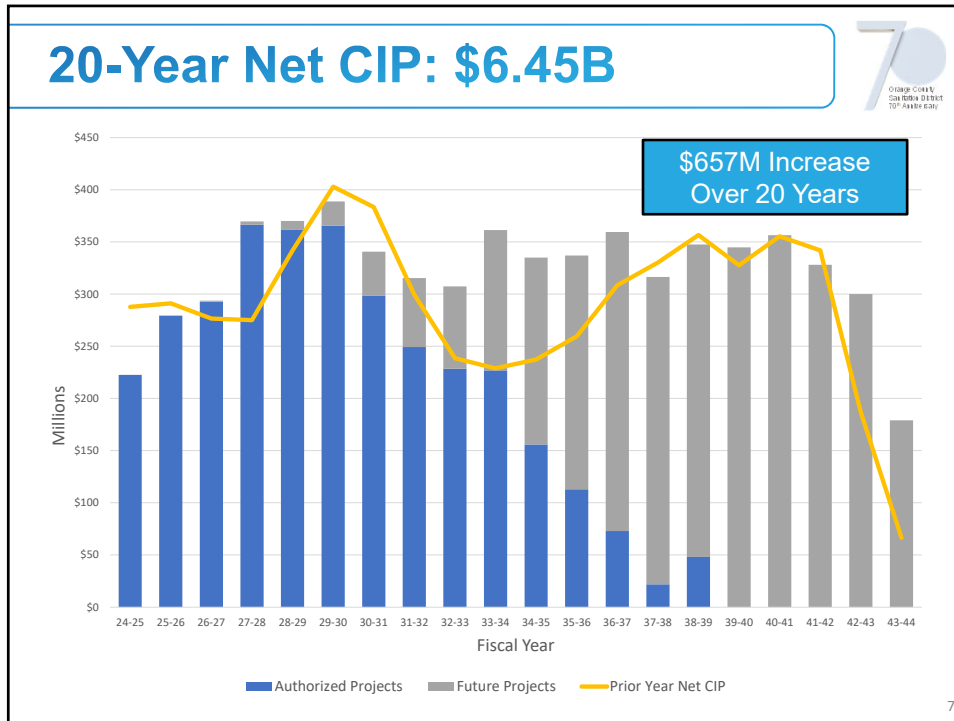
5

10-Year Net CIP: \$3.25B



6

6



7

Top 15 Changes

Project #	Project Name	Budget Change
P1-140	Activated Sludge-1 and Secondary Clarifier Rehabilitation	\$190,000,000 ↑
P2-129	Digester P, Q, R, and S Replacement	(\$187,318,000) ↓
P2-119	Central Generation Rehabilitation at Plant No. 2	(\$45,989,000) ↓
7-69	North Tustin-Orange Sewer Improvements	\$45,103,000 ↑
P2-138	Operations and Maintenance Complex at Plant No. 2.	\$42,500,000 ↑
P1-127	Central Generation Rehabilitation at Plant No. 1	(\$39,784,000) ↓
P2-141	Headworks Electrical Distribution Improvements at Plant No. 2	\$34,652,000 NEW
J-135	Central Generation Engine Overhauls at Plant No. 1 and 2	\$28,200,000 ↑
M-FE	Small Construction Projects Program	\$19,378,000 ↑
11-33	Edinger Pump Station Replacement	\$19,200,000 ↑
5-67	Bay Bridge Pump Station Replacement	\$18,000,000 ↑
11-34	Slater Pump Station Rehabilitation	\$17,089,000 ↑
7-70	Chapman - El Modena - Panorama Heights Sewer Rehab	(\$12,776,000) ↓
2-73	Fullerton - Placentia Sewer Facilities Demo and Rehab	\$11,315,000 ↑
P1-142	Trickling Filter Media Replacement at Plant No. 1	(\$10,688,000) ↓

8

P1-140: Activated Sludge 1 Rehab at P1

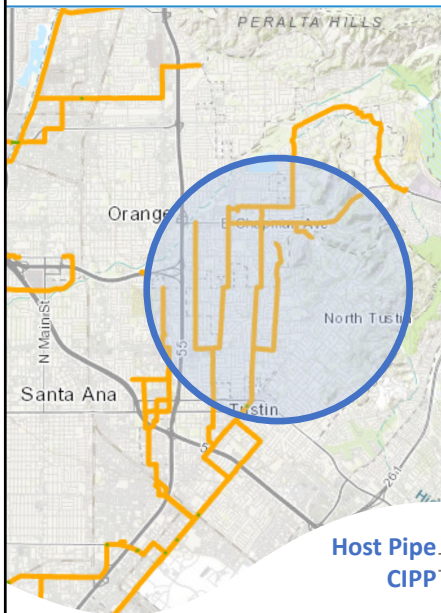


- Complete Rehab (1970s)
- Process Upgrade: Full Denitrification
- Add 20+ years of Life
- Cost Increase of \$190M
 - \$280M --> \$470M
 - Verified all Scope Elements
 - Condition Assessments
 - Updated Estimate




9

7-69: N. Tustin-Orange Improvements



- Cost Increase of \$45.1M
- Rehab, Replacement, & Capacity
- Increased Scope:
 - Project No. 7-70 (\$12.8M)
 - Additional Assets
- Updated Estimate



Pipe Replacement
MH Rehab



10

10

P2-138: Ops & Maint Complex at P2



- Former Project – \$84M
 - Replace the Operations Complex
 - Improve Maintenance Building
- Revised Project – \$126.5M
 - Single new O&M Complex
 - Improved coordination, proximity to process, seismic resilience, etc.



Operations Complex

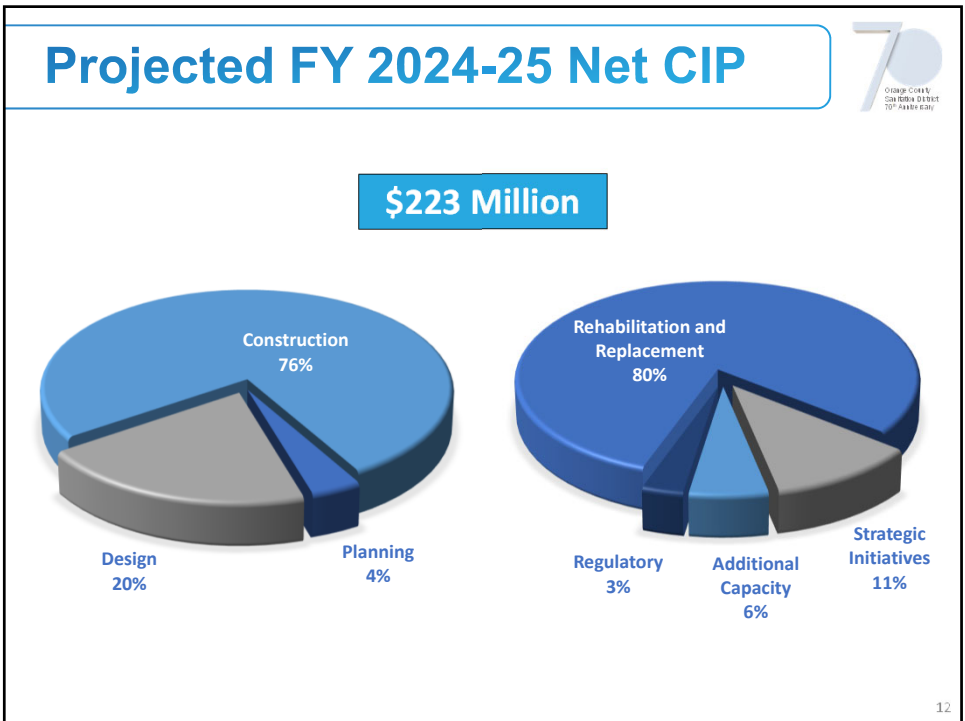


Maintenance Building



New O&M Complex

11



12

Summary



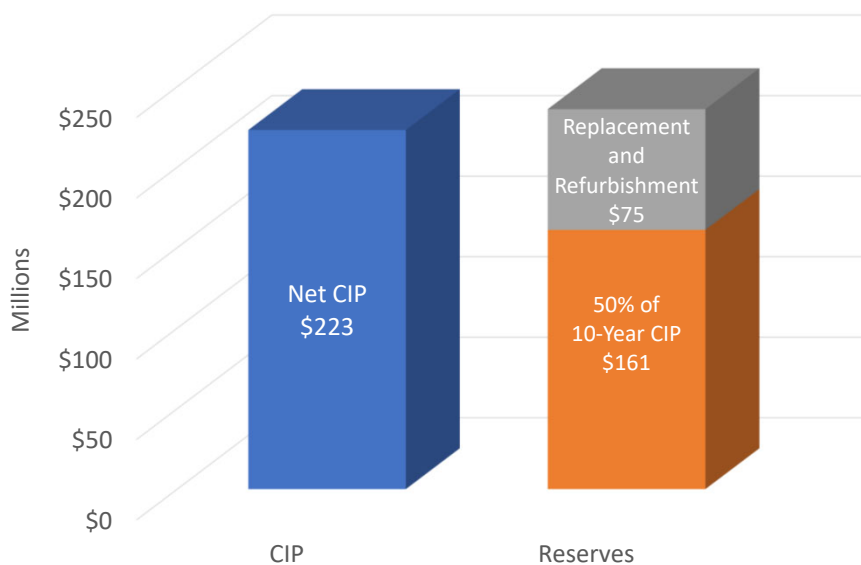
CAPITAL EXPENSES (Millions)

	Estimated FY 23-34	Proposed FY 24-25	Proposed FY 25-26
Capital Improvement Program	\$235	\$238.1	\$303
Capital Equipment	\$4.0	\$15	\$14
CIP Savings and Deferrals	(\$5.8)	(\$30)	(\$38)
Future Rehabilitation	-	-	\$0.2
Net Capital Expenses	\$233	\$223	\$279
Prior Budget	\$272	\$288	\$291
<i>Change from Prior Budget</i>	<i>(\$39)</i>	<i>(\$65)</i>	<i>(\$12)</i>
<i>Percentage of Prior Budget</i>	<i>86%</i>	<i>77%</i>	<i>96%</i>

13

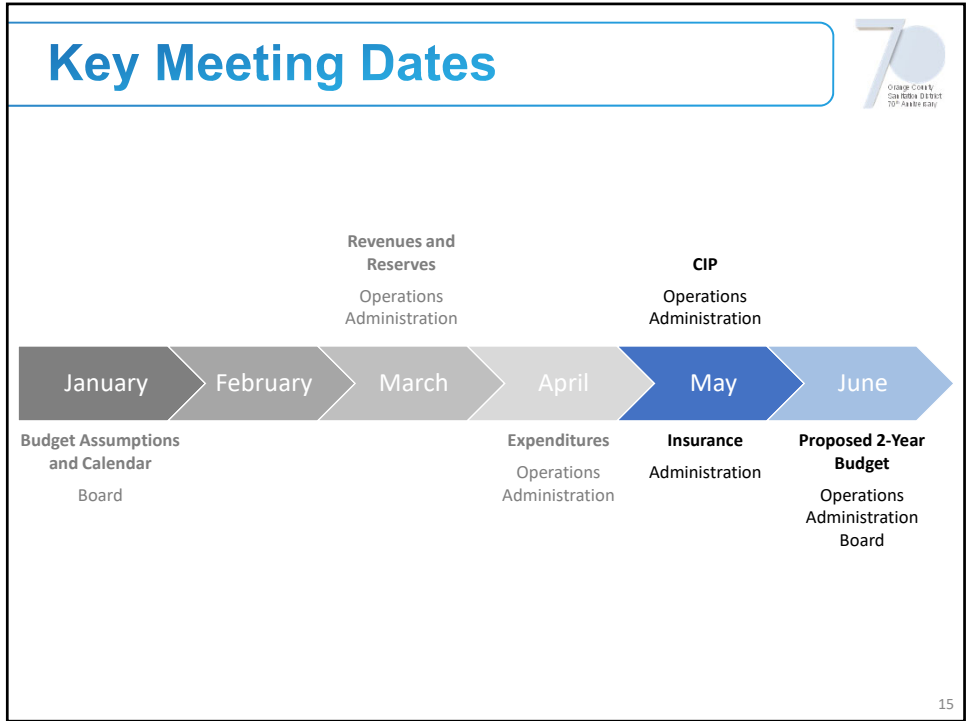
13

FY 24/25 CIP Reserves

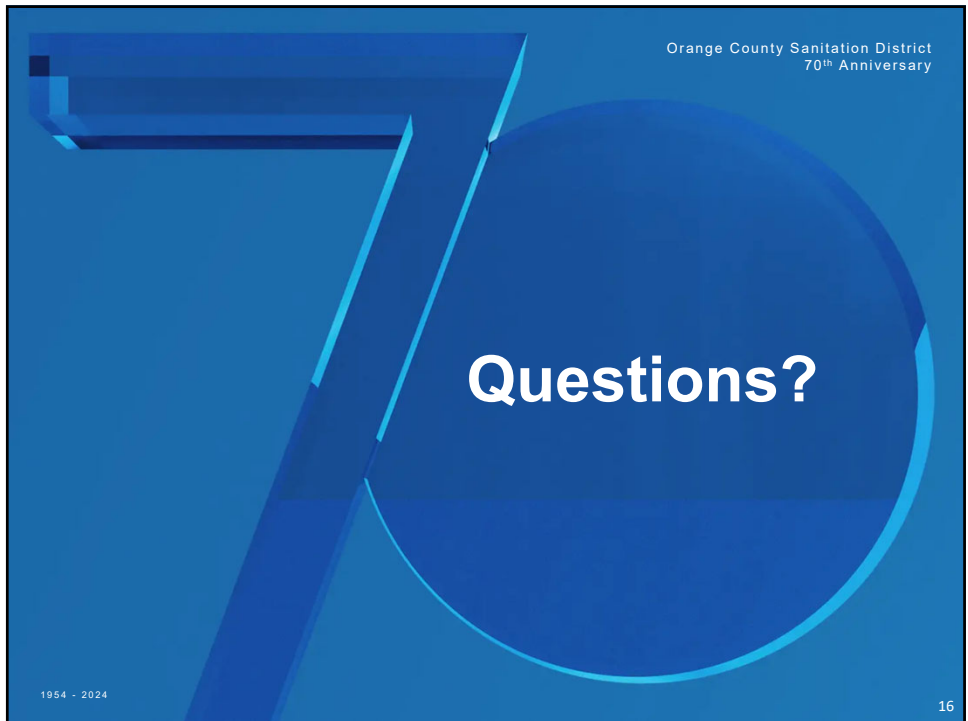


14

14



15



16