

**DATE:** June 03, 2026  
**TO:** Orange County Sanitation District Board of Directors  
**FROM:** Robert C. Thompson, General Manager  
Through: Michael T. Dorman, Director of Engineering

This report provides a comprehensive quarterly overview of OC San’s engineering contracts and project performance. It presents the status of active projects and commitments, change order performance, and contract activity across construction, professional services, master agreements, and supplemental services. Each section highlights key metrics such as award values, expenditures, and contingency use, offering insight into program health and trends over time.

- Part 1 – Active Projects Overview
- Part 2 – Active Contracts Overview
- Part 3 – Construction Contracts
- Part 4 – Construction Contracts Change Orders
- Part 5 – Professional Design & Related Services
- Part 6 – Master Agreements
- Part 7 – Master Services Agreements
- Part 8 – Supplemental Engineering Services Contracts
- Part 9 – Programming Professional Services Contracts
- Part 10 – On-Call Services Contracts
- Part 11 – Appendix Tables

# Active Projects Overview



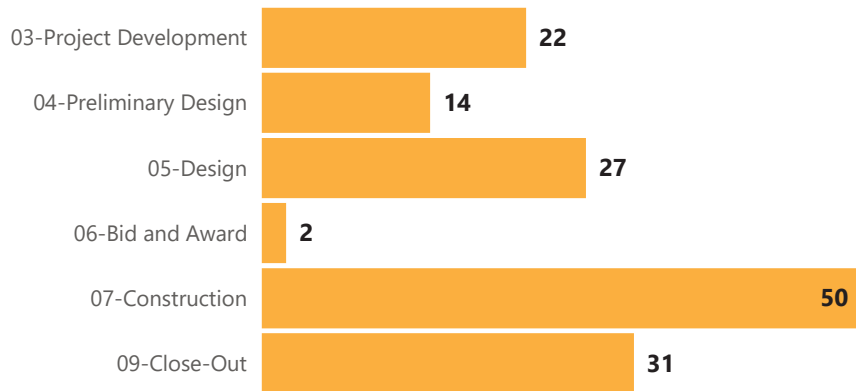
146

Projects

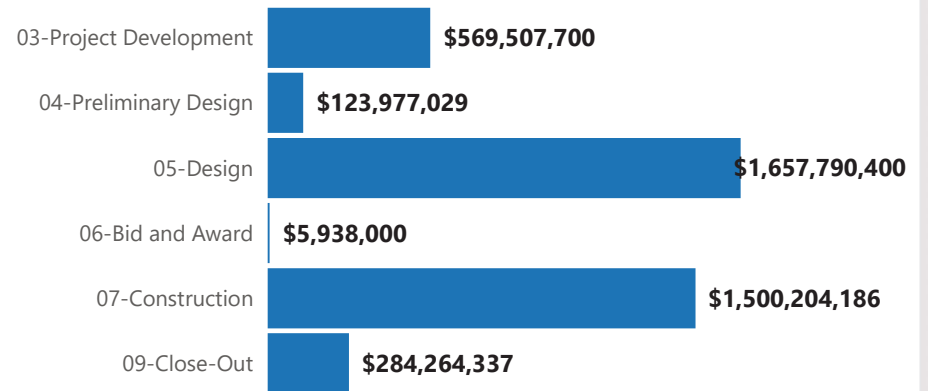
\$4,141,681,652

Total Projects Budget

**Project Count by Phase**



**Project Budget by Phase**



All OC San projects progress through a standard lifecycle, beginning with project development to establish the overall scope, moving through preliminary and detailed design where that scope is refined and key decisions are made, and ultimately culminating in construction where the design is brought to life. While the greatest effort occurs during construction, careful attention in the earlier stages is critical to minimize changes later, helping to control costs and avoid overruns while ensuring successful project delivery.

## Active Contracts Overview



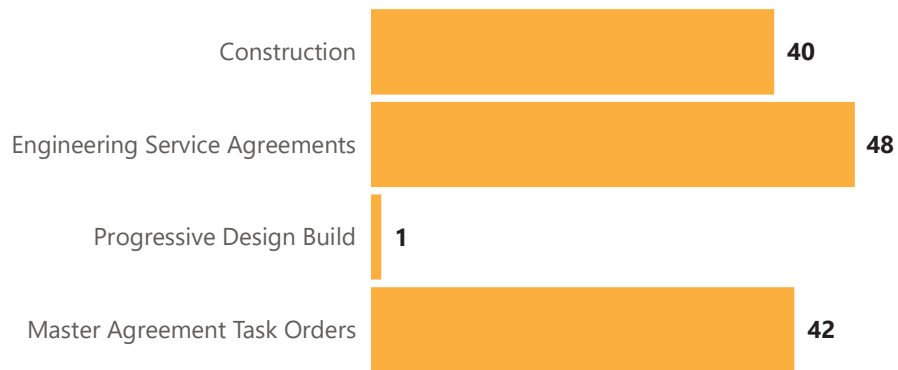
**131**

Contracts

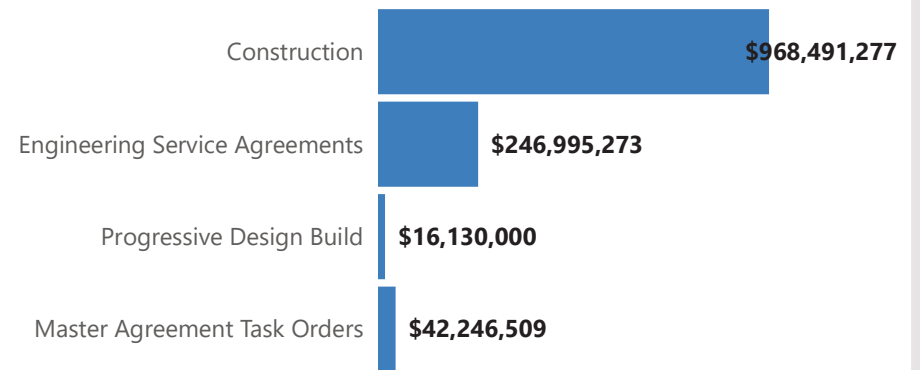
**\$1,273,863,058**

Total Contracts Value

**Contract Count by Type**



**Contract Total Value by Type**



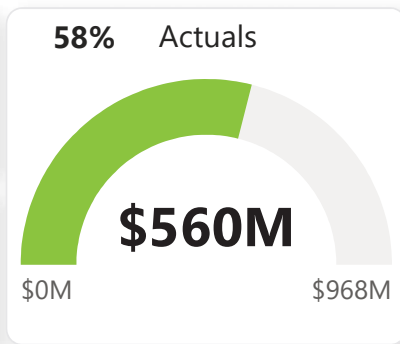
While projects represent the work OC San plans and manages, contracts reflect the formal obligations we hold with external partners. This chart highlights those active commitments, illustrating both the number and relative value of agreements with contractors, consultants, and service providers that support delivery of our projects.

## Active Construction Contracts



**40**  
Contracts

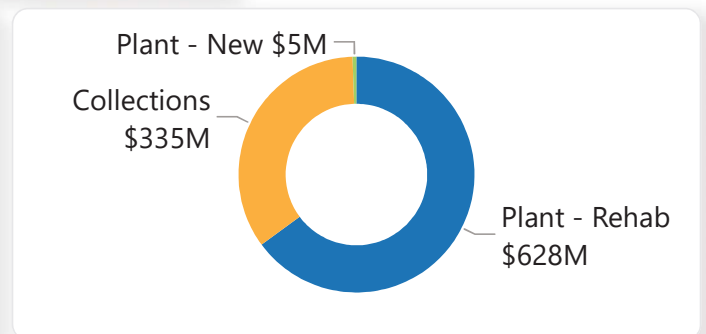
**27**  
Contractors



Awarding Authority	Contracts	Total
Board	38	\$967,852,527
GM	2	\$638,750
Committee	0	\$0

This page provides a view into active construction contracts, illustrating both the distribution by project type and expenditures to date. It also identifies the awarding authority, linking contract progress to the level of approval responsibility.

Category	Contracts	Total	Actuals	Remaining
Plant - Rehab	28	\$628,210,423	\$447,011,289	\$181,199,134
Collections	10	\$335,076,070	\$113,296,802	\$221,779,268
Plant - New	2	\$5,204,783	\$0	\$5,204,783
<b>Total</b>	<b>40</b>	<b>\$968,491,277</b>	<b>\$560,308,091</b>	<b>\$408,183,185</b>

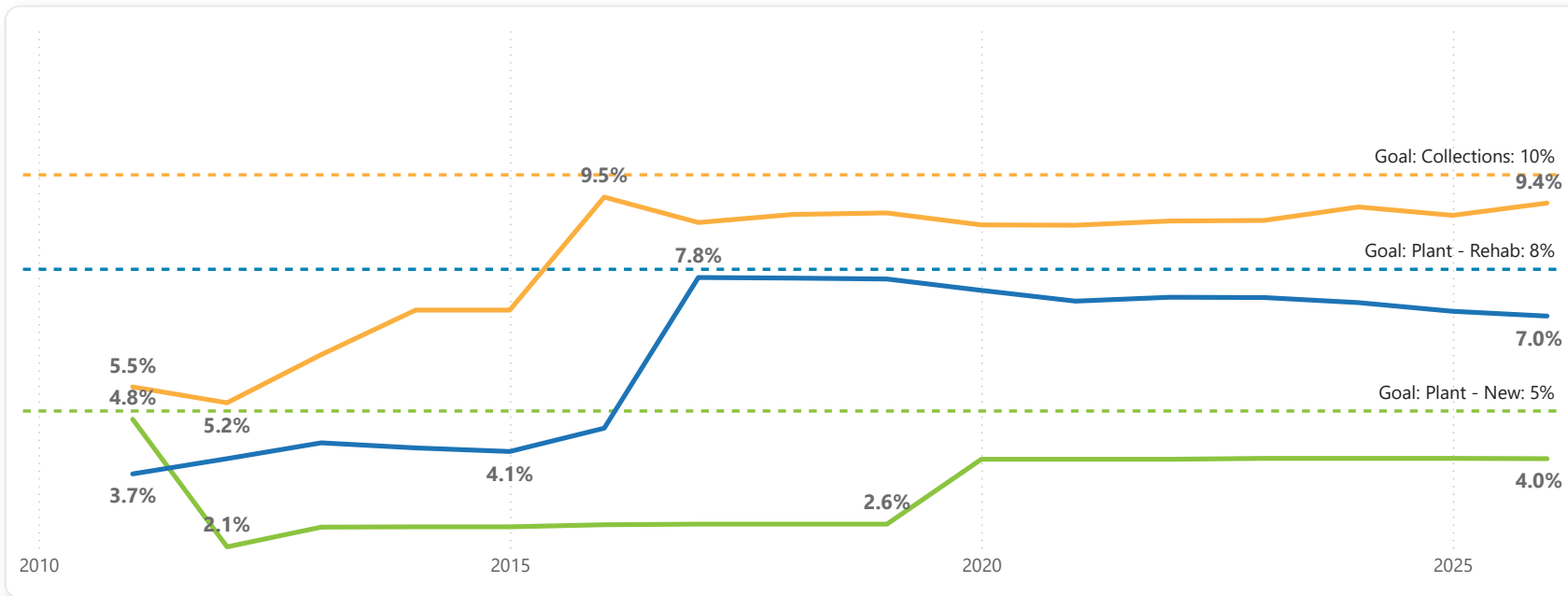


# Historical Change Order Performance



When OC San awards a construction contract, it also authorizes a contingency amount that enables the General Manager to approve contract change orders up to that limit. One purpose of this report is to track how much of that contingency is ultimately used. Because change order rates are only meaningful once a project is complete, the chart below includes only contracts closed since OC San began formally approving contingencies in 2008. It illustrates how cumulative change order rates have evolved over time for plant-related projects, collection system work, and all contracts combined.

\*Cumulative data beginning in 2008. Chart shows last 15 years.



Contracts Closed Last Quarter by Project	Contracts	Original Contract	Change Orders
<b>Collections</b>	<b>2</b>	<b>\$5,841,000</b>	<b>\$415,959</b>
7-68 - MacArthur Force Main Improvements	1	\$3,897,000	\$389,500
FE20-08 - Olive Sub-Trunk Siphon Rehabilitation at Santa Ana River	1	\$1,944,000	\$26,459
<b>Plant - Rehab</b>	<b>5</b>	<b>\$9,777,360</b>	<b>\$1,373,319</b>
FE19-03 - Trickling Filter Sludge and Scum Pumps Replacement at Plant No. 1	1	\$778,000	\$23,471
FR1-0005 - Cengen and 12Kv Service Center Switchgear Battery System Upgrades at Plant No. 1	1	\$970,000	\$127,481
FR2-0023 - Activated Sludge Clarifier Entry Improvements at Plant No. 2	1	\$1,171,000	\$25,477
FR2-0026R Headworks Phase 3 Cable Replacement at Plant No. 2	1	\$358,360	\$0
P2-127 - Collections Yard Relocation and Warehouse Demolition at Plant No. 2	1	\$6,500,000	\$1,196,890
<b>Total</b>	<b>7</b>	<b>\$15,618,360</b>	<b>\$1,789,278</b>

## Active Engineering Service Agreements



**\$171M**

Contracts

**21**

Consultants

**69%** Actuals



Awarding Authority	Contracts	Total
Board	42	\$246,195,838
Committee	2	\$359,308
GM	4	\$440,127

This page provides a view into active professional services contracts, illustrating both the distribution by contract type and the pace of expenditures to date. It also identifies the awarding authority, linking contract progress to the level of approval responsibility.

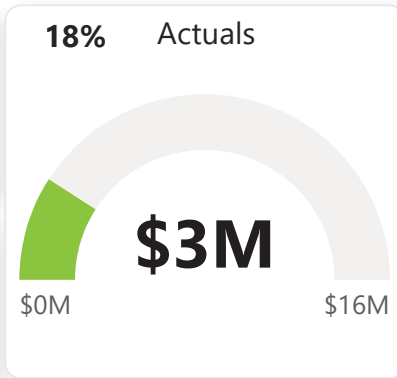
Contract Type	Contracts	Total	Actuals	Remaining
Professional Design Services Agreement	20	\$156,726,301	\$117,981,446	\$38,744,855
Professional Construction Services Agreement	16	\$72,228,694	\$41,573,287	\$30,655,407
Professional Services Agreement	12	\$18,040,278	\$11,377,697	\$6,662,581
<b>Total</b>	<b>48</b>	<b>\$246,995,273</b>	<b>\$170,932,430</b>	<b>\$76,062,843</b>

# Progressive Design-Build



**1**  
Contracts

**1**  
Contractors



Awarding Authority	Contracts	Total
Board	1	\$16,130,000
Committee	0	\$0
GM	0	\$0

This page provides a view into active Progressive Design-Build contracts, illustrating the distribution of projects by type and expenditures to date. This procurement method takes advantage of the collaborative nature of design and construction, allowing for faster delivery and enhanced project flexibility. The page also includes the "Upper Limit," which reflects the amount delegated by OC San to the General Manager for approving contract changes.

Category	Contracts	Total	Actuals	Remaining	Upper Limit
Plant - Rehab	1	\$16,130,000	\$2,942,375	\$13,187,625	\$133,903,000
<b>Total</b>	<b>1</b>	<b>\$16,130,000</b>	<b>\$2,942,375</b>	<b>\$13,187,625</b>	<b>\$133,903,000</b>

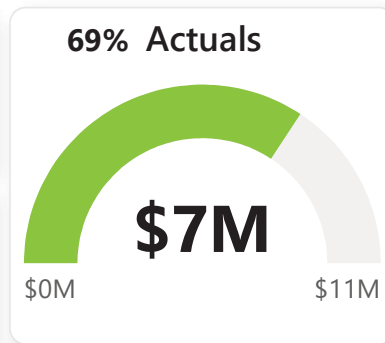


## Active Master Agreements



**35**  
Task Orders

**13**  
Firms



Master Agreements are issued to a pool of pre-qualified consultants for smaller OC San projects. Task orders, limited to \$500,000, are awarded to the most qualified consultant, and while expired agreements cannot issue new task orders, existing agreements remain active until all task orders are completed.

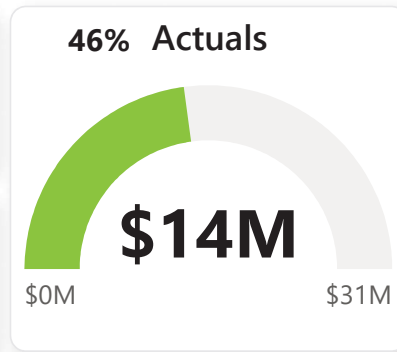
Description	Status	TOs	Total	Actuals	Remaining
2018 Master Professional Design Service Agreements	Expired	9	\$2,119,395	\$1,973,116	\$146,279
2020 Master Agreements for On-Call Planning Studies	Expired	1	\$247,000	\$135,488	\$111,512
2021 Master Professional Design Service Agreements	Expired	13	\$4,032,384	\$3,370,324	\$662,060
2024 Master Professional Design Service Agreements	Open	7	\$2,719,543	\$828,938	\$1,890,605
2024 On-Call Planning Studies	Open	5	\$1,636,401	\$1,063,156	\$573,245
<b>Total</b>		<b>35</b>	<b>\$10,754,723</b>	<b>\$7,371,022</b>	<b>\$3,383,701</b>

## Active Master Service Agreements



**7**  
Task Orders

**2**  
Firms



Through competitive procurement processes, OC San has awarded Master Services Agreements (MSAs) for specialized engineering and technical services to support multiple Capital Improvement Program (CIP) needs. Each MSA establishes a long-term contractual framework—spanning multiple years with renewal options—under which professional services are procured through task orders tied to individual CIP projects.

Description	Status	TOs	Total	Actuals	Remaining
Agreement for Design Installation, Implementation and Maintenance of a Process Control System	Open	2	\$12,187,067	\$8,546,171	\$3,640,897
Progressive Design-Build Owner Advisor, Program Management, and Professional Engineering Support Services	Open	5	\$19,304,718	\$5,861,210	\$13,443,508
<b>Total</b>		<b>7</b>	<b>\$31,491,786</b>	<b>\$14,407,380</b>	<b>\$17,084,405</b>

# Supplemental Engineering Services Contracts



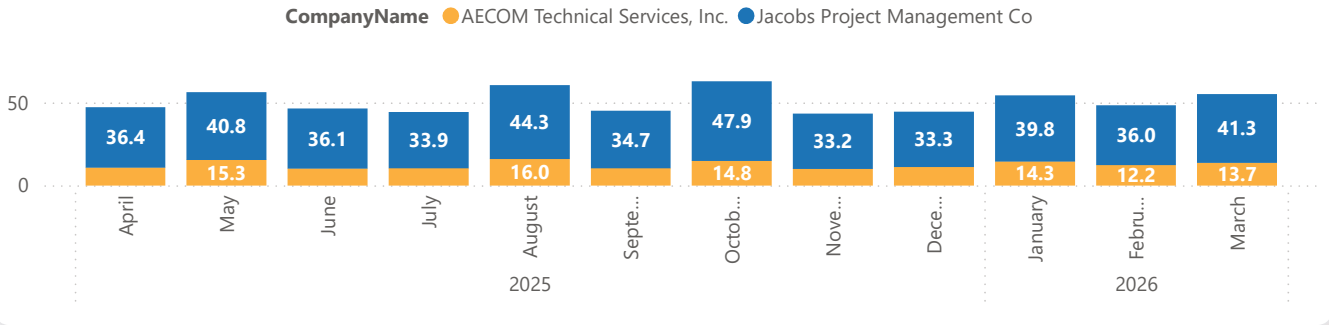
67% Actuals



Company	Total	Actuals	Remaining	Months Total	Months Elapsed	Months Remaining
AECOM Technical Services, Inc.	\$14,700,000	\$9,008,487	\$5,691,513	60	49	11
Jacobs Project Management Co	\$44,700,000	\$30,960,304	\$13,739,696	60	49	11
<b>Total</b>	<b>\$59,400,000</b>	<b>\$39,968,791</b>	<b>\$19,431,209</b>			

Company	Previous Quarter Hours	Total Hours	Labor \$ Invoiced	Labor Avg Rate
AECOM Technical Services, Inc.	4,978	43,724	\$8,826,874	\$200
Jacobs Project Management Co	15,854	171,012	\$29,960,623	\$175
<b>Total</b>	<b>20,832</b>	<b>214,736</b>	<b>\$38,787,497</b>	<b>\$180</b>

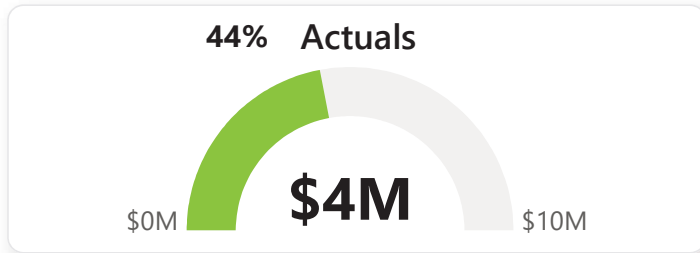
## Staffing Full Time Equivalent (FTE)



OC San approved two Professional Service Agreements with qualified firms to provide supplemental engineering services for a multi-year term, with options for renewal. Each agreement was authorized for a not-to-exceed amount and is intended to provide flexible, on-demand access to specialized technical expertise.

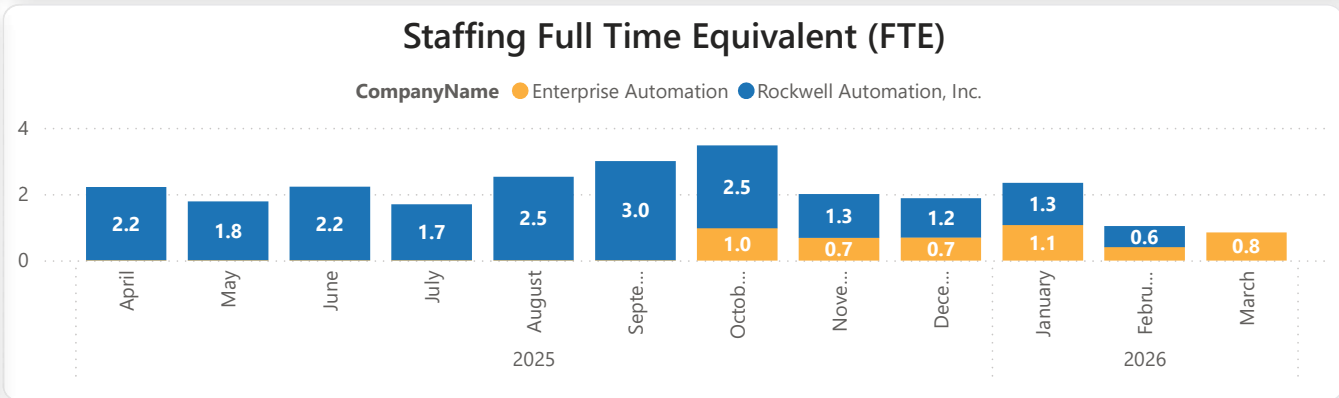
Supplemental engineering services contracts offer advantages over hiring additional full-time or limited-term staff, including rapid mobilization of skilled personnel, flexibility to adjust staffing levels and technical skill sets as needs change, access to experts for specialized assignments, and the ability to scale resources in response to fluctuating workloads.

# Programming Professional Services Contracts



Company	Total	Actuals	Remaining	Months Total	Months Elapsed	Months Remaining
Enterprise Automation	\$4,900,000	\$1,974,401	\$2,925,599	60	49	11
Rockwell Automation, Inc.	\$4,900,000	\$2,346,677	\$2,553,323	60	49	11
<b>Total</b>	<b>\$9,800,000</b>	<b>\$4,321,078</b>	<b>\$5,478,922</b>			

Company	Previous Quarter Hours	Total Hours	Labor \$ Invoiced	Labor Avg Rate
Enterprise Automation	325	10,341	\$1,973,747	\$191
Rockwell Automation, Inc.	692	11,927	\$2,337,176	\$196
<b>Total</b>	<b>1,016</b>	<b>22,268</b>	<b>\$4,310,922</b>	<b>\$194</b>



OC San previously approved two Professional Service Agreements with qualified firms to provide programming professional services for a multi-year term, with options for renewal. Each agreement was authorized for a not-to-exceed amount and is intended to support programming, testing, commissioning, maintenance, and upgrades of OC San's process control systems, which manage and monitor treatment plant operations.

Using professional services contracts, rather than hiring additional full-time or limited-term staff, offers several advantages including access to short-term resources during critical project phases, rapid mobilization of skilled technical personnel, flexibility to adjust resources to meet project needs, and the ability to scale support up or down in response to workload changes.

# On-Call Services Agreements




13

Agreements

13

Firms

29% Actuals



On-call services agreements provide OC San with flexible access to specialized technical expertise across multiple categories, such as inspection and testing, engineering support, and surveying. These agreements allow staff to request services on an as-needed basis, ensuring that qualified firms are available to support project and operational needs without the cost of maintaining permanent staff for highly specialized tasks. Some agreements also include multi-year terms with renewal options, offering continuity for recurring service needs.

Project / Firm	Total	Actuals	Remaining	Expiration
<b>CEQA Support Services</b>	<b>\$1,500,000</b>	<b>\$24,886</b>	<b>\$1,475,114</b>	
HDR Engineering, Inc.	\$1,500,000	\$24,886	\$1,475,114	10/21/2028
<b>Coating Inspection Services</b>	<b>\$1,500,000</b>	<b>\$357,905</b>	<b>\$1,142,095</b>	
CorrPro Companies, Inc.	\$500,000	\$264,770	\$235,230	4/30/2028
Diversified Project Services International, Inc.	\$500,000	\$41,633	\$458,368	4/30/2028
TKE Engineering, Inc.	\$500,000	\$51,503	\$448,498	4/30/2028
<b>Condition Assessment On-Call Contractor Support Services</b>	<b>\$2,428,757</b>	<b>\$1,875,908</b>	<b>\$552,849</b>	
Jamison Engineering	\$2,428,757	\$1,875,908	\$552,849	10/31/2026
<b>Geotechnical Testing Services</b>	<b>\$3,000,000</b>	<b>\$314,603</b>	<b>\$2,685,397</b>	
Atlas Technical Consultants LLC	\$750,000	\$61,891	\$688,109	4/30/2028
Kleinfelder, Inc.	\$750,000	\$12,122	\$737,879	4/30/2028
Ninyo & Moore	\$750,000	\$24,593	\$725,408	4/30/2028
NOVA Services, Inc.	\$750,000	\$215,998	\$534,002	4/30/2028
<b>Surveying Services</b>	<b>\$2,000,000</b>	<b>\$129,296</b>	<b>\$1,870,704</b>	
D. Woolley & Associates	\$500,000	\$55,508	\$444,492	4/30/2028
Michael Baker International, Inc.	\$500,000	\$40,107	\$459,893	4/30/2028
Psomas	\$500,000	\$21,559	\$478,441	4/30/2028
Stantec Consulting Services Inc.	\$500,000	\$12,122	\$487,879	4/30/2028
<b>Total</b>	<b>\$10,428,757</b>	<b>\$2,702,598</b>	<b>\$7,726,159</b>	

### Appendix Table 1: Active Construction Contracts

Project	Purchase Order	Contractor	Award Date	Awarding Authority	Contract				Contingency			
					Award	Change Orders	Current	Actuals %	Original	Current	Used	Remaining
1-23 - Santa Ana Trunk Sewer Rehabilitation	109376-OB	Steve P. Rados, Inc.	2/20/2026	Board	\$44,787,000	\$0	\$44,787,000	0%	10.0%	10.0%	0.0%	10.0%
2-49 - Taft Branch Improvements	108680-OB	Big Ben Inc.	5/22/2024	Board	\$20,458,250	\$201,791	\$20,660,041	71%	10.0%	10.0%	1.0%	9.0%
3-64C - Los Alamitos Sub-Trunk and Westside Relief Interceptor Rehabilitation	108920-OB	T.E. Roberts, Inc.	12/18/2024	Board	\$35,320,572	\$0	\$35,320,572	23%	10.0%	10.0%	0.0%	10.0%
3-67 - Seal Beach Pump Station Replacement	108352-OB	Walsh Construction Company II, LLC	12/14/2023	Board	\$97,032,743	\$582,225	\$97,614,968	32%	10.0%	10.0%	0.6%	9.4%
5-67 - Bay Bridge Pump Station Replacement	108998-OB	J.F. Shea Construction, Inc.	2/26/2025	Board	\$87,321,000	\$0	\$87,321,000	17%	10.0%	10.0%	0.0%	10.0%
7-65 - Gisler-Red Hill Interceptor and Baker Force Main Rehabilitation	108177-OB	Steve P. Rados, Inc.	5/24/2023	Board	\$44,706,000	(\$856,317)	\$43,849,683	96%	10.0%	10.0%	0.0%	11.9%
FE19-01 - Pump Station Portable Generator Connectors	107469-OB	Pacific Industrial Electric	9/29/2021	Board	\$1,207,479	\$68,343	\$1,275,822	100%	10.0%	16.0%	5.7%	10.3%
FE19-02 - Cengen Plant Water Pipe Replacement at Plant No. 1	108466-OB	Innovative Construction Solutions	3/27/2024	Board	\$3,385,000	\$0	\$3,385,000	30%	10.0%	10.0%	0.0%	10.0%
FE19-04 - Sunflower Pump Replacement at Plant No. 1	107474-OB	GSE Construction Company, Inc.	10/27/2021	Board	\$2,123,200	\$196,143	\$2,319,343	83%	10.0%	25.0%	9.2%	15.8%
FE19-08 - Secondary Treatment VFD Replacements at Plant No. 2	107759-OB	ACS Engineering	3/23/2022	Board	\$1,433,000	\$0	\$1,433,000	15%	10.0%	10.0%	0.0%	10.0%
FE20-02 - Digester C, D, F, and G Mechanical Rehabilitation at Plant No. 2	108721-OB	J.F. Shea Construction, Inc.	6/26/2024	Board	\$3,694,000	\$148,647	\$3,842,647	95%	10.0%	10.0%	4.0%	6.0%
FE20-04 - Cengen Cooling Water Pipe Replacement at Plant No. 2	107956-OB	Innovative Construction Solutions	11/16/2022	Board	\$3,487,600	\$0	\$3,487,600	92%	10.0%	10.0%	0.0%	10.0%
FE21-07 - Liquid Oxygen Tank A Replacement at Plant No. 2	107982-OB	J.R. Filanc Construction Company, Inc.	12/15/2022	Board	\$2,608,007	\$0	\$2,608,007	86%	10.0%	10.0%	0.0%	10.0%

## Appendix Table 1: Active Construction Contracts

Project	Purchase Order	Contractor	Award Date	Awarding Authority	Contract				Contingency			
					Award	Change Orders	Current	Actuals %	Original	Current	Used	Remaining
FE21-08 - Newhope-Placentia Sewer Manhole Replacements	108925-OB	Sancon Technologies Inc.	12/18/2024	Board	\$406,730	\$0	\$406,730	5%	20.0%	378.1%	0.0%	378.1%
FE22-01 - Platform Modifications for Process Areas at Plant No. 1 and No. 2	108973-OB	Tharsos, Inc.	12/18/2024	Board	\$494,494	\$19,648	\$514,142	96%	15.0%	15.0%	4.0%	11.0%
FE22-02 - Liquid Oxygen Tank B Replacement at Plant No. 2	108434-OA	J.R. Filanc Construction Company, Inc.	2/28/2024	Board	\$3,098,000	\$0	\$3,098,000	16%	10.0%	10.0%	0.0%	10.0%
FE23-01 - Digester Gas Compressor Dryer Replacements at Plant Nos. 1 and 2	108564-OA	Innovative Construction Solutions	9/10/2024	Board	\$5,942,500	\$0	\$5,942,500	0%	10.0%	10.0%	0.0%	10.0%
FE23-06 - HVAC Replacements at Plant Nos. 1 and 2	108748-OA	ACCO Engineered Systems	7/24/2024	Board	\$1,698,204	\$0	\$1,698,204	89%	10.0%	10.0%	0.0%	10.0%
FE23-07 - Pipeline Utility Easement Clean Up in Huntington Beach	109357-OB	Metrocell Construction, Inc.	12/3/2025	Board	\$2,863,255	\$0	\$2,863,255	22%		10.0%	0.0%	10.0%
FE23-08 - Power Buildings 7 and 8 HVAC Replacement at Plant No. 1	164716-OS	Trane U.S. Inc.	10/2/2024	Board	\$687,708	\$0	\$687,708	99%	5.0%	5.0%	0.0%	5.0%
FE23-09 - Primary Clarifiers F and G Rotating Mechanism Rehabilitation at Plant No. 2	108851-OA	Vicon Enterprise	9/25/2024	Board	\$3,150,000	\$594,917	\$3,744,917	100%	15.0%	42.0%	18.9%	23.1%
FE24-11 - Steve Anderson Lift Station (SALS) Variable Frequency Drive (VFD) Replacement at Plant No. 1	109214-OB	Big Sky Electric	7/23/2025	GM	\$299,750	\$0	\$299,750	0%				
FR1-0011R VFD Replacements at Plant No. 1	173805-OS	Big Sky Electric	1/27/2026	GM	\$339,000	\$0	\$339,000	0%				
FR1-0018 - Dewatering Centrifuge Diverter Gate Improvements at Plant No. 1	109305-OB	Innovative Construction Solutions	11/12/2025	Board	\$1,289,500	\$0	\$1,289,500	0%	15.0%	15.0%	0.0%	15.0%
FR1-0020 - Traffic Signal Installation at Ellis Avenue and Mt. Langley Street Intersection	108767-OB	Asplundh Construction LLC	10/4/2024	Board	\$746,250	\$19,033	\$765,283	0%	10.0%	10.0%	2.6%	7.4%
FR2-0032 - Digester K Dome Repair at Plant No. 2	108906-OA	Structural Preservation Systems, LLC	11/20/2024	Board	\$876,707	\$12,900	\$889,607	68%	15.0%	15.0%	1.5%	13.5%

Appendix Table 1: Active Construction Contracts

Project	Purchase Order	Contractor	Award Date	Awarding Authority	Contract				Contingency			
					Award	Change Orders	Current	Actuals %	Original	Current	Used	Remaining
FRC-0010 - Warner Avenue Vault Cover Improvements	108769-OB	Minako America Corporation	7/24/2024	Board	\$977,000	\$0	\$977,000	98%	10.0%	10.0%	0.0%	10.0%
J-117B - Outfall Low Flow Pump Station	106518-OB	Shimmick Construction	12/19/2018	Board	\$90,200,000	\$5,986,662	\$96,186,662	97%	8.0%	8.0%	6.6%	1.4%
J-120A - Control Room Reconfiguration at Plant No.1	109018-OB	Estate Design and Construction, Inc.	4/2/2025	Board	\$1,033,000	\$0	\$1,033,000	14%	10.0%	10.0%	0.0%	10.0%
J-135B - Engine and Generator Overhauls at Plant No. 1 and 2	107847-OB	Cooper Machinery Services	7/27/2022	Board	\$29,361,029	\$4,104,640	\$33,465,669	85%	10.0%	18.0%	14.0%	4.0%
J-135C - Engine and Generator Overhauls at Plant No. 1 and 2, Phase 2	109360-OB	Cooper Machinery Services	1/28/2026	Board	\$28,642,770	\$0	\$28,642,770	0%	10.0%	10.0%	0.0%	10.0%
J-98 - Electrical Power Distribution System Improvements	109216-OB	Shimmick Construction	7/15/2025	Board	\$24,352,127	\$0	\$24,352,127	7%	10.0%	10.0%	0.0%	10.0%
P1-105 - Headworks Rehabilitation at Plant 1	107274-OB	Kiewit Infrastructure West Co.	3/24/2021	Board	\$222,330,000	\$10,162,410	\$232,492,410	76%	4.0%	8.0%	4.6%	3.4%
P1-132 - Uninterruptable Power Supply Improvements at Plant 1	107979-OB	Leed Electric	12/15/2022	Board	\$5,765,789	\$221,794	\$5,987,583	100%	10.0%	10.0%	3.8%	6.2%
P1-142 - Trickling Filter Media Replacement at Plant No. 1	109340-OB	GSE Construction Company, Inc.	11/20/2025	Board	\$21,565,292	\$0	\$21,565,292	8%	10.0%	10.0%	0.0%	10.0%
P2-128A - South Perimeter Wall and Soil Improvements at Plant No. 2	108897-OB	Ames Construction, Inc.	3/27/2025	Board	\$25,270,000	\$42,732	\$25,312,732	79%	10.0%	10.0%	0.2%	9.8%
P2-135 - Chemical Systems Rehabilitation at Plant No. 2	109307-OB	Innovative Construction Solutions	1/12/2026	Board	\$4,439,500	\$0	\$4,439,500	0%	10.0%	10.0%	0.0%	10.0%
P2-98A - A-Side Primary Clarifiers Replacement at Plant 2	107366-OB	PCL CONSTRUCTION INC.	5/26/2021	Board	\$111,405,880	\$5,578,896	\$116,984,776	82%	6.0%	10.0%	5.0%	5.0%
SC22-01 - EPSA Electrical Building and Distribution Center H HVAC System Replacement at Plant No. 2	108187-OA	Trane U.S. Inc.	6/28/2023	Board	\$3,862,000	\$0	\$3,862,000	97%	10.0%	10.0%	0.0%	10.0%

### Appendix Table 1: Active Construction Contracts

Project	Purchase Order	Contractor	Award Date	Awarding Authority	Contract				Contingency			
					Award	Change Orders	Current	Actuals %	Original	Current	Used	Remaining
SC22-02 - HVAC Replacement for Plant 2 Centrifuge Building, Operations Building, and Bitter Point PS	108983-OB	Trane U.S. Inc.	2/26/2025	Board	\$2,746,477	\$0	\$2,746,477	0%	10.0%	10.0%	0.0%	10.0%
<b>40</b>					<b>\$941,406,813</b>	<b>\$27,084,464</b>	<b>\$968,491,277</b>					

## Appendix Table 2: Active Engineering Service Agreements

Project	Purchase Order	Firm	Award Date	Awarding Authority	Contract				Contingency			
					Award	Change Orders	Current	Actuals %	Original	Current	Used	Remaining
11-33 - Edinger Pump Station Replacement	107944-OB	Arcadis U.S., Inc.	9/27/2023	Board	\$3,125,590	\$35,180	\$3,160,770	94%	10.0%	10.0%	1.1%	8.9%
1-23 - Santa Ana Trunk Sewer Rehabilitation	107751-OB	Stantec Consulting Services Inc.	4/27/2022	Board	\$3,880,000	\$0	\$3,880,000	96%	10.0%	10.0%	0.0%	10.0%
1-23 - Santa Ana Trunk Sewer Rehabilitation	109386-OB	Stantec Consulting Services Inc.	1/6/2026	Board	\$2,700,000	\$0	\$2,700,000	0%	10.0%	10.0%	0.0%	10.0%
2-49 - Taft Branch Improvements	108554-OB	Woodard & Curran, Inc.	7/23/2024	Board	\$1,108,033	\$0	\$1,108,033	44%	10.0%	10.0%	0.0%	10.0%
3-60 - Knott - Miller Holder Artesia Branch Rehabilitation	108291-OB	Dudek	10/24/2023	Board	\$1,200,000	\$0	\$1,200,000	73%	10.0%	10.0%	0.0%	10.0%
3-64C - Los Alamitos Sub-Trunk and Westside Relief Interceptor Rehabilitation	108917-OB	AECOM Technical Services, Inc.	2/4/2025	Board	\$1,576,696	\$0	\$1,576,696	9%	10.0%	10.0%	0.0%	10.0%
3-67 - Seal Beach Pump Station Replacement	108345-OB	Lee & Ro, Inc.	12/14/2023	Board	\$6,148,000	\$0	\$6,148,000	41%	10.0%	10.0%	0.0%	10.0%
5-67 - Bay Bridge Pump Station Replacement	108988-OB	Arcadis U.S., Inc.	2/26/2025	Board	\$12,143,580	\$205,738	\$12,349,318	16%	10.0%	10.0%	1.7%	8.3%
5-67 - Bay Bridge Pump Station Replacement	106106-OB	Arcadis U.S., Inc.	10/25/2017	Board	\$7,137,000	\$2,116,140	\$9,253,140	94%	10.0%	35.0%	29.7%	5.3%
6-20 - Fairview Sewer Rehabilitation	107848-OB	Dudek	7/27/2022	Board	\$1,200,000	\$0	\$1,200,000	90%	10.0%	10.0%	0.0%	10.0%
7-65 - Gisler-Red Hill Interceptor and Baker Force Main Rehabilitation	108170-OB	CDM Smith Inc.	5/24/2023	Board	\$988,460	\$98,846	\$1,087,306	99%	10.0%	10.0%	10.0%	0.0%
7-68 - MacArthur Force Main Improvements	107338-OB	Michael Baker International, Inc.	5/26/2021	Board	\$500,000	\$0	\$500,000	100%	10.0%	10.0%	0.0%	10.0%
7-69 - North Tustin-Orange Sewer Rehabilitation	109470-OB	Stantec Consulting Services Inc.	3/24/2026	Board	\$5,086,373	\$0	\$5,086,373	0%	10.0%	10.0%	0.0%	10.0%

## Appendix Table 2: Active Engineering Service Agreements

Project	Purchase Order	Firm	Award Date	Awarding Authority	Contract				Contingency			
					Award	Change Orders	Current	Actuals %	Original	Current	Used	Remaining
FR1-0007 - Control Center Offices and Day Training Room Remodeling at Plant No. 1	112686-OS	AECOM Technical Services, Inc.	7/24/2017	GM	\$48,000	\$33,351	\$81,351	11%				
J-117B - Outfall Low Flow Pump Station	106511-OB	Brown and Caldwell	12/19/2018	Board	\$8,563,913	\$1,584,324	\$10,148,237	87%	10.0%	18.5%	18.5%	0.0%
J-117B - Outfall Low Flow Pump Station	106574-OB	SEL Engineering Services, Inc.	3/27/2019	Board	\$1,096,074	\$235,461	\$1,331,535	58%	10.0%	24.0%	21.5%	2.5%
J-124 - Digester Gas Facilities Rehabilitation	106109-OB	Brown and Caldwell	11/15/2017	Board	\$11,770,000	\$10,214,559	\$21,984,559	87%	10.0%	89.9%	86.8%	3.1%
J-98 - Electrical Power Distribution System Improvements	106839-OB	Brown and Caldwell	2/26/2020	Board	\$2,240,000	\$223,806	\$2,463,806	100%	10.0%	10.0%	10.0%	0.0%
J-98 - Electrical Power Distribution System Improvements	106872-OB	Schweitzer Engineering Laboratories, Inc	3/25/2020	Board	\$1,296,878	\$0	\$1,296,878	36%	10.0%	10.0%	0.0%	10.0%
J-98 - Electrical Power Distribution System Improvements	109215-OB	Brown and Caldwell	7/15/2025	Board	\$2,667,874	\$0	\$2,667,874	5%	10.0%	10.0%	0.0%	10.0%
P1-105 - Headworks Rehabilitation at Plant 1	107273-OB	Carollo Engineers, Inc	3/24/2021	Board	\$16,500,000	\$0	\$16,500,000	76%	10.0%	10.0%	0.0%	10.0%
P1-105 - Headworks Rehabilitation at Plant 1	108326-OB	SEL Engineering Services, Inc.	11/8/2023	GM	\$137,275	\$5,468	\$142,743	34%	8.7%	8.7%	4.0%	4.8%
P1-126 - Primary Sedimentation Basins No. 3-5 Replacement at Plant No. 1	107773-OB	Black & Veatch Corporation	4/27/2022	Board	\$14,163,000	\$1,117,366	\$15,280,366	84%	10.0%	10.0%	7.9%	2.1%
P1-128A - Headquarters Complex at Plant No. 1	107322-OB	AECOM Technical Services, Inc.	4/28/2021	Board	\$6,750,000	\$299,107	\$7,049,107	100%	10.0%	10.0%	4.4%	5.6%
P1-128A - Headquarters Complex at Plant No. 1	107358-OB	HDR Engineering, Inc.	5/26/2021	Board	\$4,900,000	\$726,720	\$5,626,720	98%	10.0%	15.0%	14.8%	0.2%
P1-132 - Uninterruptable Power Supply Improvements at Plant 1	106795-OB	Tetra Tech, Inc.	11/20/2019	Board	\$784,630	\$62,755	\$847,385	100%	10.0%	10.0%	8.0%	2.0%

## Appendix Table 2: Active Engineering Service Agreements

Project	Purchase Order	Firm	Award Date	Awarding Authority	Contract				Contingency			
					Award	Change Orders	Current	Actuals %	Original	Current	Used	Remaining
P1-132 - Uninterruptable Power Supply Improvements at Plant 1	108035-OB	Tetra Tech, Inc.	11/9/2023	Board	\$217,830	\$0	\$217,830	54%	10.0%	10.0%	0.0%	10.0%
P1-133 - Primary Sedimentation Basins No. 6-31 Reliability Improvements at Plant No. 1	107574-OB	Carollo Engineers, Inc	3/23/2022	Board	\$530,000	\$0	\$530,000	73%	10.0%	10.0%	0.0%	10.0%
P1-137 - Support Buildings Seismic Improvements at Plant No. 1	107859-OB	Simpson, Gumpertz, and Heger	7/27/2022	Board	\$1,900,000	\$151,537	\$2,051,537	97%	10.0%	10.0%	8.0%	2.0%
P1-140 - Blower Building 1 Standby Power Improvements at Plant No. 1	107975-OB	HDR Engineering, Inc.	12/15/2022	Board	\$18,462,443	\$1,287,065	\$19,749,508	74%	10.0%	10.0%	7.0%	3.0%
P2-124 - Interim Food Waste Receiving Facility	106468-OB	Kennedy/Jenks Consultants, Inc.	9/26/2018	Board	\$695,000	\$31,168	\$726,168	100%	10.0%	10.0%	4.5%	5.5%
P2-128 - Digester Replacement at Plant No. 2	107098-OB	Brown and Caldwell	7/22/2020	Board	\$39,300,000	\$9,602,657	\$48,902,657	73%	10.0%	26.0%	24.4%	1.6%
P2-128A - South Perimeter Wall and Soil Improvements at Plant No. 2	108883-OB	Brown and Caldwell	11/20/2024	Board	\$2,043,717	\$0	\$2,043,717	44%	10.0%	10.0%	0.0%	10.0%
P2-135 - Chemical Systems Rehabilitation at Plant No. 2	108070-OB	Lee & Ro, Inc.	3/22/2023	Board	\$862,328	\$86,220	\$948,548	100%	10.0%	10.0%	10.0%	0.0%
P2-135 - Chemical Systems Rehabilitation at Plant No. 2	109308-OB	Lee & Ro, Inc.	10/20/2025	Board	\$812,061	\$0	\$812,061	4%	10.0%	10.0%	0.0%	10.0%
P2-136 - Activated Sludge Aeration Basin Rehabilitation at Plant No. 2	108325-OB	Carollo Engineers, Inc	10/25/2023	Board	\$5,891,599	\$180,630	\$6,072,229	35%	10.0%	10.0%	3.1%	6.9%
P2-137 - Digesters Rehabilitation at Plant No. 2	107598-OB	CDM Smith Inc.	3/23/2022	Board	\$2,700,000	\$1,320,254	\$4,020,254	96%	10.0%	58.0%	48.9%	9.1%
P2-137A - Digester P and R Dome Tendon Repair	108728-OB	CDM Smith Inc.	8/27/2024	Committee	\$209,000	\$0	\$209,000	91%	10.0%	10.0%	0.0%	10.0%
P2-138 - Operations and Maintenance Complex at Plant No. 2.	107993-OB	Stantec Architecture Inc.	1/25/2023	Board	\$7,914,529	\$584,672	\$8,499,201	55%	10.0%	42.0%	7.4%	34.6%

## Appendix Table 2: Active Engineering Service Agreements

Project	Purchase Order	Firm	Award Date	Awarding Authority	Contract				Contingency			
					Award	Change Orders	Current	Actuals %	Original	Current	Used	Remaining
P2-140 - Truck Loading Bay Odor Control Improvements at Plant No. 2	109240-OB	CDM Smith Inc.	8/7/2025	Board	\$899,800	\$0	\$899,800	21%	10.0%	10.0%	0.0%	10.0%
P2-98A - A-Side Primary Clarifiers Replacement at Plant 2	107336-OB	Black & Veatch Corporation	5/26/2021	Board	\$8,400,000	\$103,902	\$8,503,902	79%	10.0%	10.0%	1.2%	8.8%
P2-98A - A-Side Primary Clarifiers Replacement at Plant 2	108152-OB	SEL Engineering Services, Inc.	5/23/2023	GM	\$97,399	\$0	\$97,399	42%				
PS21-07 - Process Simulation Model Development for Cen Gen Facilities	108372-OA	Intelliflux Controls	2/5/2024	Committee	\$150,308	\$0	\$150,308	44%	10.0%	10.0%	0.0%	10.0%
PS23-04 - Digital Asset Management Study	109095-OB	Black & Veatch Corporation	5/9/2025	Board	\$799,917	\$0	\$799,917	33%	10.0%	10.0%	0.0%	10.0%
PS23-05 - Utility Water Planning Study at Plant Nos. 1 and 2	109109-OB	HDR Engineering, Inc.	5/15/2025	Board	\$670,000	\$0	\$670,000	54%	10.0%	10.0%	0.0%	10.0%
PS24-03 - Utility Tunnel Reliability Study at Plant No. 1 and No. 2	109370-OB	Kleinfelder, Inc.	2/17/2026	Board	\$961,548	\$0	\$961,548	9%	10.0%	10.0%	0.0%	10.0%
RE21-01 - Supercritical Water Oxidation Demonstration at Plant No. 1	107513-OB	374Water Systems, Inc.	12/15/2021	Board	\$5,139,000	\$201,858	\$5,340,858	41%	10.0%	10.0%	3.9%	6.1%
SC19-06 - EPSA Standby Power Generator Control Upgrades at Plant No. 2	109019-OB	SEL Engineering Services, Inc.	5/22/2025	GM	\$118,634	\$0	\$118,634	30%	15.0%	15.0%	0.0%	15.0%

48

**\$216,486,489 \$30,508,784 \$246,995,273**

### Appendix Table 3: Progressive Design Build Contracts

Project	Purchase Order	Company Name	Award Date	Awarding Authority	Contract Award	Amendments	Current Contract	Actuals %	Upper Limit
J-137 - Ocean Outfalls Rehabilitation	109377-OB	Aqueos Corporation	11/19/2025	Board	\$16,130,000	\$0	\$16,130,000	18%	\$94,193,000
<b>1</b>					<b>\$16,130,000</b>	<b>\$0</b>	<b>\$16,130,000</b>		

## Appendix Table 4: Active Task Orders by Master Agreements

Project	Purchase Order	Firm	Award Date	Awarding Authority	Original Task Order	Amendments	Current Task Order	Actuals %
<b>2018 Master Professional Design Service Agreements</b>								
FR1-0011 - VFD Replacements at Plant No. 1	106393-OB	Black & Veatch Corporation	4/8/2021	GM	\$283,000	\$17,000	\$300,000	83%
FE20-02 - Digester C, D, F, and G Mechanical Rehabilitation at Plant No. 2	106394-OB	HDR Engineering, Inc.	3/2/2021	GM	\$188,212	\$34,352	\$222,564	95%
FE18-06 - CenGen Instrument Air Compressors Replacement at Plant No. 1	106395-OB	IDS Group, Inc.	4/27/2020	GM	\$89,876	\$0	\$89,876	83%
FE20-05 - Plant Water Piping Replacement at Secondary Clarifiers 1-26 at Plant No. 1	106395-OB	IDS Group, Inc.	6/22/2021	GM	\$186,626	\$0	\$186,626	100%
FE20-04 - Cengen Cooling Water Pipe Replacement at Plant No. 2	106396-OB	Dudek	5/18/2021	GM	\$240,000	\$130,000	\$370,000	99%
FE20-08 - Olive Sub-Trunk Siphon Rehabilitation at Santa Ana River	106396-OB	Dudek	6/10/2021	GM	\$240,000	\$19,867	\$259,867	98%
FE19-02 - Cengen Plant Water Pipe Replacement at Plant No. 1	106401-OB	AECOM Technical Services, Inc.	7/8/2020	GM	\$156,498	\$143,378	\$299,876	93%
FE18-13 - Redhill Relief Sewer Relocation at State Route 55	106402-OB	GHD, Inc.	3/27/2020	GM	\$168,612	\$131,225	\$299,837	94%
FE19-10 - Digesters C, D, F, G and I Gas Balance Lines Replacement at Plant No. 2	106402-OB	GHD, Inc.	2/3/2021	GM	\$25,000	\$65,749	\$90,749	80%
<b>2020 Master Agreements for On-Call Planning Studies</b>								
PS21-10 - Integrated Nitrogen Management	107154-OB	Hazen and Sawyer	10/19/2023	GM	\$247,000	\$0	\$247,000	55%
<b>2021 Master Professional Design Service Agreements</b>								
FRC-0014 - Magnolia Sewer Manhole Abandonment at Interstate-5	107330-OB	Brown and Caldwell	3/15/2023	GM	\$195,055	\$256,198	\$451,253	29%
P1-142 - Trickling Filter Media Replacement at Plant No. 1	107330-OB	Brown and Caldwell	5/21/2024	GM	\$397,030	\$87,682	\$484,712	84%

### Appendix Table 4: Active Task Orders by Master Agreements

Project	Purchase Order	Firm	Award Date	Awarding Authority	Original Task Order	Amendments	Current Task Order	Actuals %
FR1-0023 - Secondary Treatment Area Cable Replacement at Plant No. 1	107330-OB	Brown and Caldwell	6/28/2024	GM	\$338,943	\$0	\$338,943	73%
SC19-06 - EPSA Standby Power Generator Control Upgrades at Plant No. 2	107334-OB	Spec Services, Inc.	11/3/2021	GM	\$241,153	\$58,847	\$300,000	96%
FRC-0010 - Warner Avenue Vault Cover Improvements	107342-OB	Kleinfelder, Inc.	11/16/2021	GM	\$205,000	\$43,128	\$248,128	98%
FR1-0018 - Dewatering Centrifuge Diverter Gate Improvements at Plant No. 1	107344-OB	Dudek	8/16/2022	GM	\$140,000	\$226,345	\$366,345	81%
FRC-0017 - Valve Replacements and Wet Well Access Improvements at Slater Pump Station	107344-OB	Dudek	6/14/2024	GM	\$281,000	\$0	\$281,000	94%
FRJ-0003 - Interplant Gas Line Blow Off Vault Repairs	107344-OB	Dudek	9/8/2022	GM	\$165,000	\$165,091	\$330,091	71%
P2-127 - Collections Yard Relocation and Warehouse Demolition at Plant No. 2	107347-OB	ProjectLine Technical Services, Inc.	8/2/2022	Committee	\$188,898	\$142,938	\$331,836	100%
FE22-01 - Platform Modifications for Process Areas at Plant No. 1 and No. 2	107347-OB	ProjectLine Technical Services, Inc.	3/14/2023	GM	\$159,296	\$22,394	\$181,690	93%
J-120A - Control Room Reconfiguration at Plant No.1	107347-OB	ProjectLine Technical Services, Inc.	12/4/2023	GM	\$255,036	\$27,672	\$282,708	96%
FR2-0023 - Activated Sludge Clarifier Entry Improvements at Plant No. 2	107363-OB	AECOM Technical Services, Inc.	1/13/2022	GM	\$120,030	\$79,828	\$199,858	76%
FE21-08 - Newhope-Placentia Sewer Manhole Replacements	107392-OB	GHD, Inc.	2/28/2023	GM	\$235,820	\$0	\$235,820	140%
<b>2024 Master Professional Design Service Agreements</b>								
FE23-05 - Primary Clarifier Nos. 6-31 Scum Pump Replacement at Plant No. 1	108565-OB	Black & Veatch Corporation	6/17/2025	GM	\$439,224	\$0	\$439,224	46%
FR1-0024 - Power Building 7 & 8 Generator and Centrifuge Motor Disconnect Improvements at Plant No. 1	108567-OB	Hazen and Sawyer	11/4/2025	GM	\$433,197	\$0	\$433,197	4%

### Appendix Table 4: Active Task Orders by Master Agreements

Project	Purchase Order	Firm	Award Date	Awarding Authority	Original Task Order	Amendments	Current Task Order	Actuals %
FE24-10 - Activated Sludge Clarifier D, G, and J Equipment Replacement at Plant No. 2	108609-OB	AtkinsRéalis USA, Inc.	10/9/2025	GM	\$460,611	\$0	\$460,611	21%
FE23-10 - 12 kV Switchgear Replacement for Power Building 5 at Plant No. 1	108610-OB	Brown and Caldwell	11/18/2025	GM	\$439,519	\$0	\$439,519	13%
FE24-05 - Long Outfall Air Valve Relocation at Plant No. 2	108611-OB	Dudek	12/30/2025	GM	\$109,900	\$0	\$109,900	31%
FRC-0020 - College Pump Station Wet Well Rehabilitation	108614-OB	HDR Engineering, Inc.	1/28/2025	GM	\$325,715	\$149,149	\$474,864	64%
FR1-0019 - Generator Protection Relay Replacements & Add Control Center Backup Power at Plant No.1	108620-OB	ProjectLine Technical Services, Inc.	11/4/2025	GM	\$362,228	\$0	\$362,228	33%
<b>2024 On-Call Planning Studies</b>								
PS23-06 - Seismic Resilience Study at Plant No. 2	108364-OB	Brown and Caldwell	10/22/2024	GM	\$488,959	\$0	\$488,959	85%
PS23-01 - Fleet Facilities Improvements Study	108365-OB	Stantec Consulting Services Inc.	9/10/2024	GM	\$243,543	\$0	\$243,543	92%
PS24-06 - Positive Sequence Load Flow Modeling for Central Generation at Plant No. 2	108369-OB	Black & Veatch Corporation	8/12/2025	GM	\$31,667	\$0	\$31,667	0%
PS23-03 - 2025 Outfall Initial Dilution Model	108370-OB	Hazen and Sawyer	7/16/2024	GM	\$425,232	\$0	\$425,232	89%
PS24-05 - Stormwater System Discharge Study at Plant No. 1 and No. 2	108370-OB	Hazen and Sawyer	11/4/2025	GM	\$447,000	\$0	\$447,000	11%
<b>35</b>					<b>\$8,953,880</b>	<b>\$1,800,843</b>	<b>\$10,754,723</b>	

## Appendix Table 5: Active Task Orders by Master Service Agreements

Project	Purchase Order	Firm	Award Date	Awarding Authority	Original Task Order	Amendments	Current Task Order	Actuals %
<b>Agreement for Design Installation, Implementation and Maintenance of a Process Control System</b>								
J-120 - Process Control Systems Upgrades	107431-OB	ABB, Inc.	7/28/2021	Board	\$11,818,480	\$11,965	\$11,830,445	70%
J-120A - Control Room Reconfiguration at Plant No.1	108849-OB	ABB, Inc.	10/28/2024	Board	\$356,622	\$0	\$356,622	85%
<b>Progressive Design-Build Owner Advisor, Program Management, and Professional Engineering Support Services</b>								
J-137 - Ocean Outfalls Rehabilitation	108891-OB	Hazen and Sawyer	11/20/2024	Board	\$7,941,723	\$0	\$7,941,723	22%
J-133 - New Laboratory Facility	108891-OB	Hazen and Sawyer	11/20/2024	Board	\$6,777,839	\$0	\$6,777,839	12%
P2-141 - Headworks Electrical Distribution Improvements at Plant No. 2	108891-OB	Hazen and Sawyer	7/30/2025	GM	\$597,620	\$0	\$597,620	15%
PDB24-00 Progressive Design-Build Owner Advisor, Program Management	108891-OB	Hazen and Sawyer	11/20/2024	Board	\$3,737,536	\$0	\$3,737,536	43%
PDB24-00 Progressive Design-Build Owner Advisor, Program Management	108891-OB	Hazen and Sawyer	11/20/2024	Board	\$250,000	\$0	\$250,000	637%
<b>7</b>					<b>\$31,479,820</b>	<b>\$11,965</b>	<b>\$31,491,786</b>	